

MODEL YEAR  
**2025**

# Fuel Economy Guide

Save fuel. \$ave money.

[fuel economy.gov](https://fuel economy.gov)




U.S. Department of Energy  
Office of Energy Efficiency and Renewable Energy  
U.S. Environmental Protection Agency



UPDATED: December 17, 2024

# USING THE FUEL ECONOMY GUIDE



## CONTENTS

- i Using the *Fuel Economy Guide*
- 1 How the *Guide* is Organized
- 1 Why Some Vehicles Are Not Listed
- 1 Vehicle Classes Used in this Guide
- 2 Understanding the *Guide* Listings
- 3 Tax Incentives and Disincentives
- 4 Fueling Options
- 5 Alternative Fueling Station Locator
- 6 Improve Your Fuel Economy
- 7 Advanced Vehicle Technologies
- 8 Annual Fuel Cost Ranges for Vehicle Classes
- 9 Most Efficient Vehicles
- 10 2025 Model Year Vehicles
- 32 All-Electric Vehicles
- 41 Plug-In Hybrid Electric Vehicles
- 45 Diesel Vehicles
- 47 Ethanol Flexible Fuel Vehicles
- 48 Fuel Cell Vehicles
- 49 Index

The U.S. Environmental Protection Agency (EPA) and U.S. Department of Energy (DOE) produce the *Fuel Economy Guide* to help car buyers choose the most fuel-efficient vehicle that meets their needs. The *Guide* is available on the Web at [fuelconomy.gov](https://fuelconomy.gov).

## Fuel Economy Estimates

The purpose of EPA's fuel economy estimates is to provide a reliable basis for comparing vehicles.

Most vehicles in this guide (other than plug-in hybrids) have three fuel economy estimates:

- A "city" estimate that represents urban driving, in which a vehicle is started in the morning (after being parked all night) and driven in stop-and-go traffic
- A "highway" estimate that represents a mixture of rural and interstate highway driving in a warmed-up vehicle, typical of longer trips in free-flowing traffic
- A "combined" estimate that represents a combination of city driving (55%) and highway driving (45%)

Estimates for all vehicles are based on laboratory testing under standardized conditions to allow for fair comparisons.

Flexible fuel vehicles (FFVs), which can use gasoline and E85, have estimates for both fuels. Plug-in hybrid electric vehicles (PHEVs) have estimates for (1) electric-only or blended electric and gasoline operation and (2) gasoline-only operation. PHEVs are discussed in more detail on page 41. For answers to frequently asked questions about fuel economy estimates, visit [fuelconomy.gov](https://fuelconomy.gov).

## Annual Fuel Cost Estimates

This guide provides annual fuel cost estimates, rounded to the nearest \$50, for each vehicle. The estimates are based on the assumptions that you travel 15,000 miles per year (55% under city driving conditions and 45% under highway conditions) and that fuel costs \$3.00/gallon for regular unleaded gasoline, \$3.56/gallon for mid-grade unleaded gasoline, and \$3.91/gallon for premium. Cost-per-gallon assumptions for vehicles that use other fuel types are discussed at the beginning of those vehicle sections.

Visit [fuelconomy.gov](https://fuelconomy.gov) to personalize fuel costs based on current fuel prices and your driving habits.

## Your Fuel Economy Will Vary

EPA's fuel economy values are good estimates of the fuel economy a typical driver will achieve under average driving conditions and provide a good basis to compare one vehicle to another. Still, your fuel economy may be slightly higher or lower than EPA's estimates. Fuel economy varies, sometimes significantly, based on driving conditions, driving style, and other factors.

To ensure that estimates are consistent across different makes and models, the EPA estimates are based on a standardized, repeatable testing procedure. These tests model an "average" driver's environment and behavior based on real-world conditions, such as stop-and-go traffic.

However, it is impossible for a single test to predict fuel economy precisely for all drivers in all environments. For example, the following factors can lower your vehicle's fuel economy:

- Aggressive driving (speeding and hard acceleration and hard braking)
- Excessive idling, accelerating, and braking in stop-and-go traffic
- Cold weather (engines are more efficient when warmed up). The impact is greater for short trips.
- Driving with a heavy load or with the air conditioner running
- Improperly tuned engine or under-inflated tires
- Driving on mountainous or hilly terrain
- High-performance or snow tires
- Use of remote starters

In addition, small variations in vehicle manufacturing can cause fuel economy variations in the same make and model, and some vehicles don't attain maximum fuel economy until they are "broken in" (around 3,000–5,000 miles).

With fuel-efficient driving techniques, drivers may also achieve better fuel economy than the EPA estimates. See "Improve Your Fuel Economy" on page 6 for tips on maximizing your fuel economy.

The EPA ratings are a useful tool for comparing vehicles because they are always done in precisely the same way under the same set of conditions. However, they may not accurately predict the fuel economy *you* will get. This is also true for annual fuel cost estimates. For more information on fuel economy ratings and factors that affect fuel economy, visit [fuelconomy.gov](https://fuelconomy.gov).





## HOW THE *GUIDE* IS ORGANIZED

Fuel economy estimates for all vehicles begin with the "2025 Model Year Vehicles" section on page 10. Vehicles are organized by EPA vehicle class and, for trucks and vans, drive type (two- or four-wheel drive).

Additional sections are dedicated to specific vehicle technology or fuel types for consumers looking for advanced vehicles or alternatives to gasoline vehicles—diesels, plug-in hybrids, all-electric vehicles, flex-fuel vehicles, and fuel cell vehicles.

## WHY SOME VEHICLES ARE NOT LISTED

Light-duty fuel economy regulations do not apply to

- Sport utility vehicles (SUVs) and passenger vans with a gross vehicle weight rating (GVWR) of more than 10,000 pounds—GVWR is the vehicle weight plus carrying capacity
- Other vehicles with a GVWR of 8,500 pounds or more

Therefore, manufacturers do not have to estimate their fuel economy, and fuel economy labels are not posted on their windows. Also, fuel economy information on some vehicles was not available in time to be included in this guide. More up-to-date information can be found at [fuelconomy.gov](http://fuelconomy.gov).

## VEHICLE CLASSES USED IN THIS GUIDE

CARS		TRUCKS	
Class	Passenger & Cargo Volume (cu. ft.)	Class	Gross Vehicle Weight Rating* (pounds)
<b>TWO-SEATER CARS</b>	Any	<b>PICKUP TRUCKS</b>	
<b>SEDANS</b>		Small	Under 6,000
Minicompact	Under 85	Standard	6,000 to 8,500
Subcompact	85 to 99	<b>VANS</b>	
Compact	100 to 109	Passenger	Under 10,000
Midsize	110 to 119	Cargo	Under 8,500
Large	120 or more	<b>MINIVANS</b>	Under 8,500
<b>STATION WAGONS</b>		<b>SPORT UTILITY VEHICLES</b>	
Small	Under 130	Small	Under 6,000
Midsize	130 to 159	Standard	6,000 to 9,999
Large	160 or more	<b>SPECIAL PURPOSE VEHICLES</b>	Under 8,500

\*Gross vehicle weight rating is vehicle weight plus carrying capacity.

# UNDERSTANDING THE *GUIDE* LISTINGS

We hope you find the *Fuel Economy Guide* easy to use! Fuel economy and annual fuel cost data are organized by vehicle class (see page 1 for a list of classes). Within each class, vehicles are listed alphabetically by manufacturer and model.

Vehicle models with different features, such as engine size or transmission type, are listed separately. Engine and transmission attributes are shown in the first column under the model name.

Additional attributes needed to distinguish among vehicles (e.g., fuel type or suggested fuel grade) are listed in the "Notes" column. A legend for abbreviations is provided on page 10.

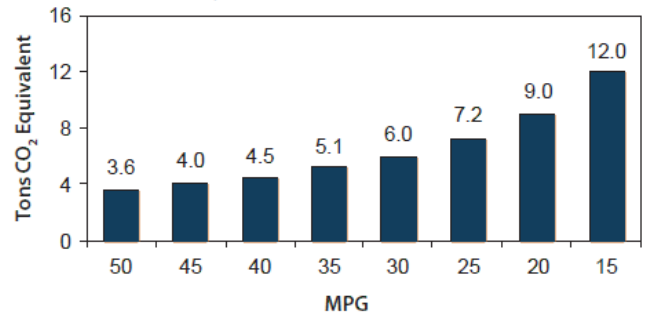
A "P" in the "Notes" column indicates that the manufacturer *recommends* that the vehicle be fueled with premium-grade gasoline, and a "PR" indicates that the manufacturer *requires* premium. The higher price of premium fuel is reflected in the annual fuel cost of these vehicles.

The most fuel-efficient vehicles in each class and alternative fuel vehicles are indicated with special markings (see the diagram below). Vehicles that can use more than one kind of fuel have an entry for each fuel type. Interior passenger and cargo volumes are located in the index at the back of the *Guide*.

Each vehicle listing includes a greenhouse gas (GHG) rating on a scale of 1 (worst) to 10 (best). This rating is a comparison of the tailpipe GHG emissions of the vehicle to those of other vehicles of the same model year.

Highway vehicles account for about 23% (1.5 billion metric tons) of U.S. greenhouse gas emissions each year. The average recent-model vehicle causes the release of 5 to 9 tons of GHGs each year. Switching from a vehicle that gets 20 miles per gallon (MPG) to one that gets 25 MPG can reduce GHG emissions by 1.7 tons per year. Switching to an electric vehicle could reduce your GHG emissions even more. Check out EPA and DOE's Beyond Tailpipe Emissions Calculator to estimate the GHG emissions from owning a plug-in electric vehicle where you live ([fuelconomy.gov/feg/Find.do?action=bt2](http://fuelconomy.gov/feg/Find.do?action=bt2)).

**Annual Greenhouse Gas Emissions by Vehicle MPG (gasoline vehicles)\***



\*Includes both tailpipe and upstream emissions

**Sample Vehicle Listing (Not Actual Data)**

Manufacturer	Model	Configuration (trans, eng size, cyl)	MPG		Annual Fuel Cost	GHG Rating	Notes
			Comb	City/Hwy			
<b>BMW</b>	<b>i4 eDrive35 Gran Coupe (18 inch Wheels)</b>	A-1	116	117/114	\$650	10	EV
<b>CADILLAC</b>	<b>CT4</b>	A-S8, 2.0L, 4cyl	26	22/32	\$2,400	5	P T SS
		A-S10, 2.7L, 4cyl	25	21/31	\$2,400	5	P T SS
<b>STANDARD PICKUP TRUCKS 4WD</b>							
<b>CHEVROLET</b>	<b>Silverado 4WD</b>	A-10, 5.3L, 8cyl	17	16/21	\$2,800	3	SS
		A-10, 5.3L, 8cyl	17	15/19	\$2,800	3	Gas
			13	11/14	\$3,700	3	E85

**Manufacturer**

**Model**

**Vehicle class**

**Transmission information:** type (A=automatic, A-S=automatic with select shift, AV=continuously variable, M=manual, etc.) followed by number of gears or speeds

**Alternative fuel vehicles** are highlighted by a light blue bar, and those that can use two kinds of fuel, such as flexible fuel vehicles (FFVs), have an entry for each fuel type.

**Engine size (in liters) followed by number of cylinders.** EXAMPLE: 5.3-liter, 8-cylinder engine

Compares the tailpipe greenhouse gas emissions to those of other vehicles of the same model year on a scale of 1 (worst) to 10 (best)

EPA city & highway MPG estimates. EXAMPLE: 117 MPG city; 114 MPG highway

Additional information to help further identify the vehicle (e.g., engine and fuel system info) along with other useful information about features, required fuel grade, etc. EXAMPLE: P=premium gasoline recommended, T=turbocharger, SS=stop-start

Estimated annual fuel cost, assuming 15,000 miles of travel a year (55% city and 45% highway) and an average fuel price

FFVs have fuel economy, fuel cost, and GHG estimates for both gasoline and E85.

The most fuel-efficient vehicle per class is marked with a blue pointer (▶).

EPA combined city/highway MPG estimate based on 55% city and 45% highway driving





### Federal Tax Credits

You may be eligible for a federal income tax credit of up to \$7,500 if you purchase a qualifying all-electric vehicle (EV), plug-in hybrid, or fuel cell vehicle in 2025.

Qualifying EVs and plug-in hybrids have been eligible for a federal income tax credit for over a decade, but the Inflation Reduction Act of 2023 changed the eligibility requirements significantly. The new legislation also extends the tax credits to qualifying fuel cell vehicles.

Tax credits and eligible vehicles can vary greatly depending on several factors, including when the vehicle is purchased and put into service.

Visit [fuelconomy.gov](https://fuelconomy.gov) for more information on qualifying models, credit amounts, and vehicle and buyer requirements.

### Gas Guzzler Tax

The Energy Tax Act of 1978 requires auto companies to pay a "gas guzzler" tax on the sale of cars with exceptionally low fuel economy. Such vehicles are identified in the *Guide* by the word "Tax" in the "Notes" column. In the dealer showroom, the words "Gas Guzzler" and the tax amount are listed on the vehicle's fuel economy label. The tax does not apply to light trucks.

### Fuel Economy Saves You Money

The average household spends about one-fifth of its total family expenditures on transportation, making it the second most expensive category after housing. You could save as much as \$1,000 (or more) in fuel costs each year by choosing the most fuel-efficient vehicle in a particular class. This can add up to thousands of dollars over a vehicle's lifetime. Fuel-efficient models come in all shapes and sizes, so you need not sacrifice utility or size.

Each vehicle listing in the *Fuel Economy Guide* provides an estimated annual fuel cost (see page i). The Find and Compare Cars tool at [fuelconomy.gov](https://fuelconomy.gov) features an annual fuel cost calculator that allows you to insert your local gasoline prices and typical driving conditions (percentage of city and highway driving) to obtain more accurate fuel cost information for your vehicle.



### Ethanol Blends—E85, E15, and E10

Ethanol is a domestically produced, renewable fuel made primarily from corn and sugar cane. The use of ethanol as a vehicle fuel can reduce greenhouse gas (GHG) emissions.

E10 is a blend of 10% ethanol and 90% gasoline and is legal for use in any gasoline-powered vehicle. Most of the gasoline sold in the U.S. contains up to 10% ethanol to boost octane, meet air quality requirements, or satisfy the federal Renewable Fuel Standard. As of 2011, EPA began allowing the use of E15 in model year 2001 and newer gasoline vehicles. Ethanol contains about one-third less energy than gasoline. So, vehicles will typically go 3%–4% fewer miles per gallon on E10 and 4%–5% fewer miles per gallon on E15 than on 100% gasoline. While E10 is available everywhere, E15 is currently available at more than 1,300 stations in the United States.

E85 (or flex fuel) is a high-level ethanol-gasoline blend containing 51%–83% ethanol, depending on the season and geographic location. Drivers can use E85 in flexible fuel vehicles (FFVs), which are specially designed to run on gasoline, E85, or any mixture of the two. FFVs are offered by several vehicle manufacturers. To determine whether your vehicle is an FFV, check the inside of your car's fuel filler door for an identification sticker or consult your owner's manual. More than 4,400 filling stations in the United States currently sell E85. Visit [afdc.energy.gov/locator/stations](http://afdc.energy.gov/locator/stations) to find stations near you.

FFVs typically experience a 15%–27% drop in fuel economy when operating on E85 instead of regular gasoline due to ethanol's lower energy content and other factors, assuming gasoline typically contains about 10% ethanol. Drivers should notice no degradation in performance. In fact, some FFVs produce more torque and horsepower when fueled with higher-level ethanol blends.

### Biodiesel

Biodiesel is a domestically produced renewable fuel manufactured from vegetable oils or animal fats for use in diesel vehicles. Using biodiesel in place of petroleum diesel can reduce GHG emissions.

Biodiesel can be blended with petroleum diesel at any percentage. B20 is a common biodiesel blend that contains 20% biodiesel and 80% petroleum diesel. B5 (5% biodiesel and 95% petroleum diesel) is another common blend. All vehicle manufacturers have approved biodiesel blends up to and including B5 for use in all diesel engines, and some have approved the use of blends up to B20 in a few recent model year vehicles. Keep in mind that using higher-level biodiesel blends may affect your vehicle warranty. Check your owner's manual or check with your vehicle manufacturer to determine the right blend for your vehicle.

*Purchase commercial-grade biodiesel from a reputable dealer. Never refuel with recycled grease or vegetable oil that has not been converted to biodiesel. It will damage your engine.*

More than 1,440 stations currently dispense B20. Visit [afdc.energy.gov/locator/stations](http://afdc.energy.gov/locator/stations) to find service stations selling biodiesel near you.

### Premium- vs Regular-Grade Gasoline

Regular unleaded (87 octane) is the recommended fuel for most gasoline vehicles. Using a higher-octane gasoline than recommended by the owner's manual does not improve performance or fuel efficiency under normal conditions. Check your owner's manual for the recommended grade of fuel for your vehicle, and visit [fuelconomy.gov](http://fuelconomy.gov) for more information about selecting the right octane for your vehicle.

## Charging Your Electric or Plug-in Hybrid Vehicle

Electric vehicle (EV) and plug-in hybrid owners have several charging options. Many owners will do most of their charging at home. Some workplaces, businesses, and multi-unit dwellings (condos/apartments) provide charging, and more than 65,000 public charging stations with over 177,000 charging ports are available across the country.

There are three basic types of charging:

- **Level 1 charging:** You can plug into a regular 120-volt (V) outlet—the kind found in your home. This is the slowest type of charging—about 2 to 5 miles of range per hour of charging—but requires no special charger or outlet type. Most, if not all, plug-in vehicles are equipped with a cord to allow this type of charging.
- **Level 2 charging:** These chargers supply current at 208 to 240 V and provide 10 to 20 miles of range per hour of charging. Most public chargers are Level 2 chargers. You can also have a Level 2 charger installed at home. Most public chargers use a standard plug type

that is compatible with all vehicles from major manufacturers. Tesla charging stations use a different plug type that cannot be used by other vehicles. However, Tesla provides an adaptor that allows its vehicles to use both Tesla and standard Level 2 charging stations.

- **Fast charging:** Also called DC fast charging or DC quick charging, this is the fastest kind of charging, providing 60 to 80 miles of range (or more) to the battery in 20 minutes. Not all vehicles can accept fast charging, nor do all vehicles use the same type of plug for DC fast charging, so check your owner's manual. Quick charging stations are usually located along heavy traffic corridors. Due to expense and electric current requirements, they are not practical for home installation.

**Note:** Charge rate can vary based on vehicle model. So, check the owner's manual for estimated charge time. Charge rate also depends on other factors, such as the battery's state of charge and the ambient temperature. Visit [afdc.energy.gov/fuels/electricity\\_infrastructure.html](https://afdc.energy.gov/fuels/electricity_infrastructure.html) for more information.

## ALTERNATIVE FUELING STATION LOCATOR

Wondering where you can fuel up your alternative fuel vehicle? The Alternative Fueling Station Locator can help you find a station near you or within a given distance from a planned route. The Station

Locator shows fueling locations for ethanol, electricity, biodiesel, propane, natural gas, and hydrogen. Check it out at [afdc.energy.gov/stations](https://afdc.energy.gov/stations).

The screenshot shows the Alternative Fueling Station Locator interface. At the top, there are tabs for 'Public Stations', 'Advanced Filters', and 'Fuel Corridors', along with a location selector for 'U.S. and Canada'. The search area includes input fields for 'ann arbor, mi' and 'washington, dc', and a search button. Below the search area, there are filters for 'Electric' and 'Level 2, DC Fa...'. A sidebar on the left shows '751 stations along the route' and a list of stations, including 'Ann Arbor Downtown Development Authority - Ann Ashley Parking Structure' and 'Ann Arbor Nissan'. The main map area shows a route from Detroit to Baltimore with green markers for stations. The map includes labels for 'OHIO', 'PENNSYLVANIA', 'WEST VIRGINIA', 'MARYLAND', and 'DELAWARE'.

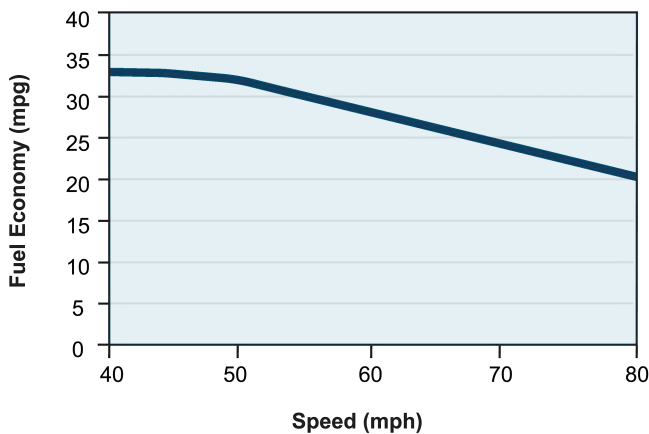


## Drive More Efficiently

- Aggressive driving (speeding and rapid acceleration/braking) can lower your gas mileage by roughly 15%–30% at highway speeds and 10%–40% in stop-and-go traffic.

Driver feedback devices can help you drive more efficiently, improving fuel economy by up to 10%.

- Observe the speed limit. Each 5 MPH you drive over 60 MPH can reduce your fuel economy by 7%. For a personalized estimate of the effect of speeding on your fuel economy, visit [fueleconomy.gov](http://fueleconomy.gov).
- Avoid idling. Idling gets 0 miles per gallon and costs as much as \$0.02 per minute.
- Using cruise control on the highway helps you maintain a constant speed and, in most cases, will save fuel.



## Keep Your Car in Shape

- Address engine problems promptly. If the check engine light comes on, have your vehicle inspected by a mechanic. It could save you fuel and money down the road.

- Keeping tires inflated to the recommended pressure can typically improve fuel economy by 0.6%.

The manufacturer's recommended tire pressure can be found on the tire information placard and/or vehicle certification label located on the vehicle door edge, doorpost, glove-box door, or inside the trunk lid.

- Using the recommended grade of motor oil can improve your fuel economy by 1%–2% if you've been using the wrong grade.
- Keep your tires aligned and balanced.
- Replacing a clogged air filter can improve gas mileage on older cars with carbureted engines.

## Plan and Combine Trips

- A warmed-up engine is more fuel-efficient than a cold one. Many short trips taken from a cold start can use twice as much fuel as one multipurpose trip covering the same distance.

Note: Letting your car idle to warm up doesn't help your fuel economy: it actually uses more fuel and creates more pollution.

## Other Solutions

- Avoid carrying unneeded items. An extra 100 pounds can decrease fuel economy by about 1%.
- Avoid carrying cargo on your roof. A large, blunt rooftop cargo box, for example, can reduce fuel economy by 2%–8% in city driving, 6%–17% on the highway, and 10%–25% at interstate speeds (65 to 75 MPH).

Rear-mount cargo boxes or trays reduce fuel economy by much less (1%–2% in city driving and 1%–5% on the highway).

- Use the "economy mode" feature if your vehicle has one.

For more tips on improving fuel economy, such as cold-weather tips; hot-weather tips; and tips for hybrids, plug-in hybrids, and all-electric vehicles, visit [fueleconomy.gov](http://fueleconomy.gov).

## Tips for Electric and Hybrid Vehicles

Most of the driving tips for conventional vehicles will also help increase the range of electric vehicles and hybrids. In addition to the driving tips above, the tips below will help you get the most out of your electric or hybrid vehicle.

1. Read your owner's manual. The automaker knows how to operate and maintain your vehicle to maximize fuel economy, driving range, and battery life. So, consult the owner's manual for tips specific to your vehicle.
2. Use the economy (Eco) mode. Many of these vehicles come with an "economy mode" or similar feature to improve fuel economy. You can often turn on this feature by just pressing a button.
3. Avoid hard braking. Anticipate stops and brake gently or moderately. This allows the regenerative braking system to recover energy from the vehicle's forward motion and store it as electricity. Hard braking causes the vehicle to use its conventional friction brakes, which do not recover energy.
4. Keep the battery charged. Keeping your plug-in hybrid's battery charged helps you use as much electricity and as little gasoline as possible, saving you fuel and money and extending the vehicle's range. For EVs, it helps maximize your driving range.
5. Use accessories wisely. Using accessories such as heating, air conditioning, and entertainment systems can lower fuel economy more for electric vehicles and hybrids than for conventional vehicles. So, keep that in mind when trying to maximize fuel economy or electric range. Pre-heating or pre-cooling the cabin of a plug-in hybrid or EV while it's plugged in, for example, can extend its electric range.





Manufacturers are using advanced technologies to improve fuel economy in many of their vehicles. Along with plug-in hybrids, all-electric vehicles, and fuel cell vehicles, new technologies are also being used to make conventional vehicles more efficient. Some of these fuel-saving technologies are described below. For more information, visit [fueleconomy.gov](http://fueleconomy.gov).

### Hybrid Vehicles

Hybrids combine the best features of the internal combustion engine with an electric motor and can significantly improve fuel economy. They are primarily propelled by an internal combustion engine, just like conventional vehicles. However, they also use regenerative braking to convert energy normally wasted during coasting and braking into electricity. The recovered electricity is stored in a battery until needed by the electric motor. The electric motor assists the engine when accelerating or hill climbing and at low speeds, where internal combustion engines are least efficient.

Fuel efficiency can vary significantly among different hybrid models due to battery and electric motor size. Hybrids with larger batteries and electric motors, sometimes called "full" or "strong" hybrids, can store more electricity and provide more power to assist the gasoline engine. Some can even run on the electric motor alone for short distances. Hybrids with smaller batteries and electric motors are often referred to as "mild" hybrids. Mild hybrid systems have a smaller effect on fuel economy. In the *Guide* listings, full hybrids are indicated by "HEV" in the "Notes" column, while mild hybrids are indicated by "MHEV."

*Note: Unlike plug-in hybrids (described on page 41), conventional hybrids cannot be plugged into an external source of electricity to be recharged or run on electricity for any substantial distance. Instead, gasoline and regenerative braking provide all of the vehicle's energy.*

### Stop-Start Systems

Stop-start systems (sometimes called "idle-stop," "smart start," or other manufacturer-specific names) save fuel by turning off the engine when the vehicle comes to a stop and automatically starting it back up when you step on the accelerator. Stop-start can improve fuel economy by up to 5% and provides the biggest benefit in conditions

where the engine would otherwise be idling, such as stop-and-go city driving. These systems are currently available on all hybrids and on hundreds of conventional vehicle models.

### Cylinder Deactivation

Cylinder deactivation "turns off" some of the engine's cylinders when they are not needed. This temporarily and seamlessly turns an 8- or 6-cylinder engine into a more efficient 4- or 3-cylinder engine.

### Turbocharging

Turbocharging increases engine power, allowing a smaller, more fuel-efficient engine to be used in place of a larger one. Replacing an 8-cylinder engine with a turbocharged 6-cylinder or a 6-cylinder engine with a turbocharged 4-cylinder can save fuel and still provide extra power when needed.

### Advanced Transmissions

The advanced electronics in today's vehicles can optimize gear shifting for improved fuel efficiency. Eight-speed automatic transmissions are most common, and some have even more gears. Continuously variable transmissions (CVTs) can change seamlessly through an infinite number of "gears." Transmissions with more gears allow the engine to run at its most efficient speed more often, improving fuel economy.

### Improved Aerodynamics

Reducing a vehicle's aerodynamic drag (wind resistance) improves fuel economy, especially at higher speeds. Many manufacturers are improving aerodynamics by refining vehicle shapes or by employing external moving parts such as "shutters" that close off the grill, allowing air to flow smoothly around the vehicle instead of into the engine compartment, where it produces more drag.

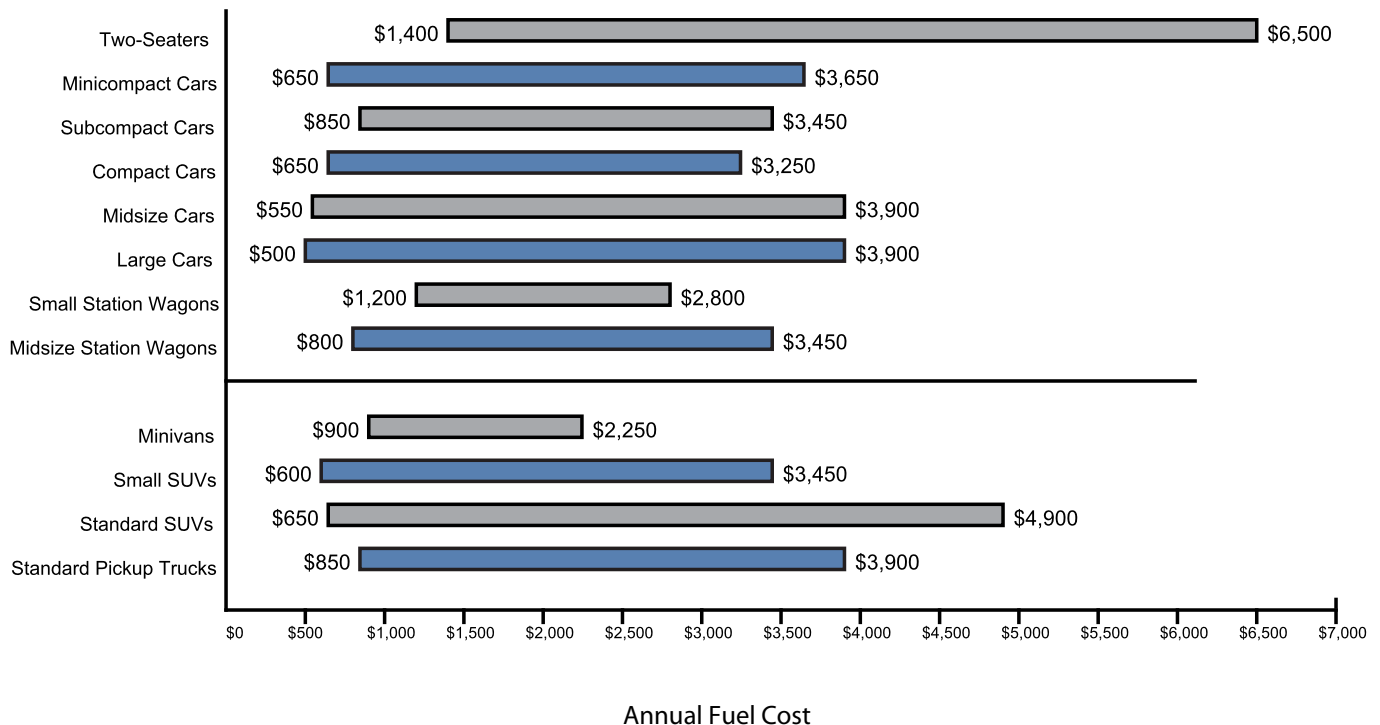
### Lighter Vehicles

Reducing vehicle weight improves fuel economy, so manufacturers are beginning to redesign vehicles to weigh less while maintaining performance and safety. For example, replacing a steel body with one made from a lighter-weight material, such as aluminum, can reduce vehicle weight by hundreds of pounds.

## ANNUAL FUEL COST RANGES FOR VEHICLE CLASSES



The graph below provides the annual fuel cost ranges for the vehicles in each class so you can see where a given vehicle's cost falls within its class. Annual fuel costs assume that you travel 15,000 miles each year, drive 55% in the city and 45% on the highway, and that fuel costs \$3.00/gallon for regular unleaded gasoline, \$3.91/gallon for premium, \$3.46/gallon for diesel, and \$0.15/kWh for electricity. Visit [fuelconomy.gov](http://fuelconomy.gov) to calculate the annual fuel cost for a specific vehicle based on your own driving conditions and fuel prices.



Fuel economy estimates on this chart do not include vehicles operating on compressed natural gas (CNG), E85, or hydrogen.



## FUEL ECONOMY LEADERS

Listed below are vehicles with the highest fuel economy in the most popular classes. For each vehicle class, we list the most efficient vehicle. If the most fuel efficient vehicle is a plug-in hybrid (PHEV) or all-electric vehicle (EV), we also list the most fuel efficient conventional vehicle. Rankings are based on combined city and highway fuel economy estimates, which assume 55% city driving and 45% highway

driving. Please note that many vehicle models come in a range of engine sizes and trim lines, resulting in different fuel economy values. If there is only one vehicle in a class, a fuel economy leader is not listed. For an up-to-date list of fuel economy leaders, visit [fuelconomy.gov](http://fuelconomy.gov).

	Trans Type / Speeds	Eng Size / Cylinders	MPG(e) Combined
<b>TWO-SEATER CARS</b>			
<b>BUGATTI RIMAC</b>			
Nevera (EV).....	A-1.....		53*
<b>BMW</b>			
Z4 sDrive30i.....	A-S8.....	2.0L/4cyl	28
<b>MINICOMPACT CARS</b>			
<b>FIAT</b>			
500e (EV).....	A-1.....		116*
<b>SUBARU</b>			
BRZ.....	A-S6.....	2.4L/4cyl	25
<b>SUBCOMPACT CARS</b>			
<b>AUDI</b>			
S e-tron GT (20 inch wheels) (EV).....	A-1.....		90*
<b>MINI</b>			
Cooper Hardtop 2 door.....	AM-S7.....	2.0L/4cyl	32
Cooper S Hardtop 2 door.....	AM-S7.....	2.0L/4cyl	32
<b>COMPACT CARS</b>			
<b>BMW</b>			
i4eDrive35 Gran Coupe (18 inch Wheels) (EV).....	A-1.....		116*
<b>TOYOTA</b>			
Corolla Hybrid.....	AV.....	1.8L/4cyl	47
<b>MIDSIZE CARS</b>			
<b>TESLA</b>			
Model 3 Long Range RWD (EV).....	A-1.....		137*
<b>HYUNDAI</b>			
Elantra Hybrid Blue.....	AM-S6.....	1.6L/4cyl	54
<b>LARGE CARS</b>			
<b>LUCID</b>			
Air Pure RWD with 19 inch wheels (EV).....	A-1.....		146*
<b>HONDA</b>			
Accord Hybrid.....	AV.....	2.0L/4cyl	48
Civic 5Dr (hybrid).....	AV.....	2.0L/4cyl	48
<b>SMALL STATION WAGONS</b>			
<b>VOLVO</b>			
V60 T8 AWD (PHEV).....	A-S8.....	2.0L/4cyl	52†
<b>TOYOTA</b>			
Crown Signia AWD (hybrid).....	AV-S6.....	2.5L/4cyl	38

	Trans Type / Speeds	Eng Size / Cylinders	MPG(e) Combined
<b>MIDSIZE STATION WAGONS</b>			
<b>MERCEDES-BENZ</b>			
EQE 350 Plus (SUV) (EV).....	A-1.....		93*
<b>AUDI</b>			
A6 Allroad quattro (hybrid).....	AM-S7.....	3.0L/6cyl	25
<b>MERCEDES-BENZ</b>			
E450 4matic All-Terrain (wagon) (hybrid).....	A-9.....	3.0L/6cyl	25
<b>VOLVO</b>			
V90CC B6 AWD (hybrid).....	A-S8.....	2.0L/4cyl	25
<b>STANDARD PICKUP TRUCKS</b>			
<b>RIVIAN</b>			
R1T Dual Max (22in) (EV).....	A-1.....		87*
R1T Performance Dual Max (22in) (EV).....	A-1.....		87*
<b>CHEVROLET</b>			
Silverado 2WD (diesel).....	A-10.....	3.0L/6cyl	26
<b>GMC</b>			
Sierra 2WD (diesel).....	A-10.....	3.0L/6cyl	26
<b>MINIVANS</b>			
<b>VOLKSWAGEN</b>			
ID. Buzz (EV).....	A-1.....		83*
<b>KIA</b>			
Carnival Hybrid.....	AM-S6.....	1.6L/4cyl	33
<b>SMALL SPORT UTILITY VEHICLES</b>			
<b>TESLA</b>			
Model Y Long Range RWD (EV).....	A-1.....		125*
<b>KIA</b>			
Niro FE (hybrid).....	AM-S6.....	1.6L/4cyl	53
<b>STANDARD SPORT UTILITY VEHICLES</b>			
<b>AUDI</b>			
Q4 45 e-tron (EV).....	A-1.....		115*
<b>VOLVO</b>			
XC90 B5 AWD (hybrid).....	A-S8.....	2.0L/4cyl	26

\* This is an electric vehicle. Since electricity is not measured in gallons, a conversion factor is used to translate the fuel economy into miles per gallon of gasoline equivalent (MPGe).

† This vehicle is a plug-in hybrid, which runs on both gasoline and electricity. Since electricity is not measured in gallons, a conversion factor is used to translate the fuel economy when running on electricity into miles per gallon of gasoline equivalent (MPGe). The combined MPGe estimate includes both city and highway driving and gasoline and electric energy use.

# 2025 MODEL YEAR VEHICLES

This section contains the fuel economy values for 2025 model year vehicles. Additional information for alternative fuel vehicles can be found on pages 32–48. Alternative fuel vehicles are highlighted

with an orange bar, and those that can use two kinds of fuel, such as flexible fuel vehicles, have an entry for each fuel type. The most fuel-efficient vehicles in each class are marked with a blue pointer (▶).



## ABBREVIATIONS USED IN THIS GUIDE

▶..... Highest MPG in Class	Eng Size .... Engine Volume in Liters	Mode ..... Multimode Transmission
2WD ..... Two-Wheel Drive	EV ..... Electric Vehicle	MPG ..... Miles per Gallon
4WD ..... Four-Wheel Drive	FFV ..... Flexible Fuel Vehicle	NA ..... Not Available
A ..... Automatic Transmission	FWD ..... Front-Wheel Drive	Ni-MH ..... Nickel-Metal Hydride
A-S ..... Automatic Transmission-Select Shift	Gas ..... Regular Gasoline	P ..... Premium Gasoline Recommended
AM ..... Automated Manual	GHG ..... Greenhouse Gas	PHEV ..... Plug-in Hybrid Electric Vehicle
AM-S ..... Automated Manual-Selectable	GPF ..... Gasoline Particulate Filter	PR ..... Premium Gasoline Required
AV ..... Continuously Variable Transmission	GVWR ..... Gross Vehicle Weight Rating	PT4 ..... Part-time 4WD
AV-S ..... Continuously Variable Transmission with Select Shift	HP ..... Horsepower	RWD ..... Rear Wheel Drive
AWD ..... All-Wheel Drive	HEV ..... Hybrid-Electric Vehicle	S ..... Supercharger
CD ..... With Cylinder Deactivation	Hwy ..... MPG on Highway Test Procedure	S-Mode .... Transmission with Sport Mode
City ..... MPG on City Test Procedure	Li-ion ..... Lithium ion	S-Plus ..... Sport Plus Package
Cyl ..... Cylinders	LWB ..... Long Wheelbase	Spt Pkg ..... Sport Package
Comb ..... Combined	M ..... Manual Transmission	SS ..... Stop-Start Technology
D ..... Ultra-Low Sulfur Diesel	MDPV ..... Medium-Duty Passenger Vehicle	T ..... Turbocharger
E85 ..... 85% Ethanol/15% Gasoline	Mid ..... Midgrade Gasoline	Tax ..... Subject to Gas Guzzler Tax
	MHEV ..... Mild Hybrid-Electric Vehicle	Trans ..... Transmission
		XFE ..... Optional Technology Package



Manufacturer Model Configuration (trans, eng size, cyl)	MPG		Annual Fuel Cost	GHG Rating	Notes
	Comb	City/Hwy			

## TWO-SEATER CARS

### ASTON MARTIN

#### Vantage

A-8, 4.0L, 8cyl	18	15/22	\$3,250	4	P T
-----------------	----	-------	---------	---	-----

### BMW

#### Z4 M40i

A-S8, 3.0L, 6cyl	25	23/29	\$2,350	5	P T SS
M-6, 3.0L, 6cyl	22	19/26	\$2,650	5	P T SS

#### Z4 sDrive30i

▶ A-S8, 2.0L, 4cyl	28	25/33	\$2,100	6	P T SS
--------------------	----	-------	---------	---	--------

### BUGATTI

#### Mistral

AM-S7, 8.0L, 16cyl	9	8/12	\$6,500	1	PR T Tax
--------------------	---	------	---------	---	----------

### BUGATTI RIMAC

#### Nevera

▶ A-1	53	52/54	\$1,400	10	EV
-------	----	-------	---------	----	----

### CHEVROLET

#### Corvette

A-S8, 6.2L, 8cyl	19	16/25	\$3,100	4	PR CD
------------------	----	-------	---------	---	-------

#### Corvette E-Ray

A-S8, 6.2L, 8cyl	19	16/24	\$3,100	4	PR CD HEV SS
------------------	----	-------	---------	---	--------------

#### Corvette Z06

A-S8, 5.5L, 8cyl	14	12/20	\$4,200	2	PR Tax
------------------	----	-------	---------	---	--------

#### Corvette Z06 Carbon Aero

A-S8, 5.5L, 8cyl	14	12/19	\$4,200	2	PR Tax
------------------	----	-------	---------	---	--------

### FERRARI

#### 296 GTB

AM-S8, 2.9L, 6cyl	See page 41 .				PR T PHEV SS
-------------------	---------------	--	--	--	--------------

#### 296 GTS

AM-S8, 2.9L, 6cyl	See page 41 .				PR T PHEV SS
-------------------	---------------	--	--	--	--------------

#### Daytona SP3

AM-7, 6.5L, 12cyl	13	12/16	\$4,500	1	PR Tax SS
-------------------	----	-------	---------	---	-----------

#### F167 ABA

AM-8, 6.5L, 12cyl	14	12/19	\$4,200	2	PR Tax SS
-------------------	----	-------	---------	---	-----------

#### SF90 Spider

AM-8, 3.9L, 8cyl	See page 41 .				PR T Tax PHEV SS
------------------	---------------	--	--	--	------------------

#### SF90 XX Spider

AM-8, 3.9L, 8cyl	See page 41 .				PR T Tax PHEV SS
------------------	---------------	--	--	--	------------------

#### SF90 XX Stradale

AM-8, 3.9L, 8cyl	See page 41 .				PR T Tax PHEV SS
------------------	---------------	--	--	--	------------------

### LAMBORGHINI

#### Revuelto

AM-S8, 6.5L, 12cyl	12	10/17	\$4,900	1	PR Tax HEV SS
--------------------	----	-------	---------	---	---------------

Manufacturer Model Configuration (trans, eng size, cyl)	MPG		Annual Fuel Cost	GHG Rating	Notes
	Comb	City/Hwy			

### MASERATI

#### MC20

A-S8, 3.0L, 6cyl	18	15/25	\$3,250	4	PR T
------------------	----	-------	---------	---	------

#### MC20 Spyder

A-S8, 3.0L, 6cyl	18	15/25	\$3,250	4	PR T
------------------	----	-------	---------	---	------

### MERCEDES-BENZ

#### AMG GT 55 4matic Plus (coupe)

A-9, 4.0L, 8cyl	14	12/19	\$4,200	2	PR T Tax SS
-----------------	----	-------	---------	---	-------------

#### AMG GT 63 4matic Plus (coupe)

A-9, 4.0L, 8cyl	14	12/19	\$4,200	2	PR T Tax SS
-----------------	----	-------	---------	---	-------------

### PORSCHE

#### 718 Boxster GTS

AM-S7, 4.0L, 6cyl	21	19/24	\$2,800	4	PR
M-6, 4.0L, 6cyl	19	17/24	\$3,100	4	PR

#### 718 Cayman GTS

AM-S7, 4.0L, 6cyl	21	19/24	\$2,800	4	PR
M-6, 4.0L, 6cyl	19	17/24	\$3,100	4	PR

### TOYOTA

#### GR Supra

A-S8, 2.0L, 4cyl	27	25/31	\$2,150	5	P T SS
A-S8, 3.0L, 6cyl	26	23/31	\$2,250	5	P T SS
M-6, 3.0L, 6cyl	21	19/27	\$2,800	4	P T

## MINICOMPACT CARS

### ASTON MARTIN

#### DB12 V8

A-8, 4.0L, 8cyl	17	15/22	\$3,450	3	P T
-----------------	----	-------	---------	---	-----

### FERRARI

#### Roma Spider

AM-8, 3.9L, 8cyl	19	17/22	\$3,100	4	PR T SS
------------------	----	-------	---------	---	---------

### FIAT

#### 500e

▶ A-1	116	127/104	\$650	10	EV
-------	-----	---------	-------	----	----

#### 500e All Season

A-1	110	121/100	\$700	10	EV
-----	-----	---------	-------	----	----

### MERCEDES-BENZ

#### AMG SL43

A-9, 2.0L, 4cyl	22	19/27	\$2,650	5	PR T MHEV SS
-----------------	----	-------	---------	---	--------------

#### AMG SL55 4matic Plus

A-9, 4.0L, 8cyl	16	13/21	\$3,650	3	PR T Tax SS
-----------------	----	-------	---------	---	-------------

#### AMG SL63 4matic Plus

A-9, 4.0L, 8cyl	16	13/21	\$3,650	3	PR T Tax SS
-----------------	----	-------	---------	---	-------------

### PORSCHE

#### 911 Carrera

AM-S8, 3.0L, 6cyl	21	18/25	\$2,800	4	PR T SS
-------------------	----	-------	---------	---	---------

Manufacturer Model Configuration (trans, eng size, cyl)	MPG		Annual Fuel Cost	GHG Rating	Notes
	Comb	City/Hwy			
<b>911 Carrera Cabriolet</b>					
AM-S8, 3.0L, 6cyl	21	18/25	\$2,800	4	PR T SS
<b>911 Turbo</b>					
AM-S8, 3.7L, 6cyl	17	14/21	\$3,450	3	PR T Tax SS
<b>911 Turbo Cabriolet</b>					
AM-S8, 3.7L, 6cyl	16	14/20	\$3,650	3	PR T Tax SS
<b>911 Turbo S</b>					
AM-S8, 3.7L, 6cyl	16	14/20	\$3,650	3	PR T Tax SS
<b>911 Turbo S Cabriolet</b>					
AM-S8, 3.7L, 6cyl	16	14/20	\$3,650	3	PR T Tax SS

## SUBARU

### BRZ

▶ A-S6, 2.4L, 4cyl	25	21/30	\$2,350	5	PR
M-6, 2.4L, 4cyl	22	20/27	\$2,650	5	PR

## SUBCOMPACT CARS

## AUDI

### A3 quattro

AM-S7, 2.0L, 4cyl	28	24/34	\$2,100	6	P T SS
-------------------	----	-------	---------	---	--------

### S e-tron GT (20 inch wheels)

▶ A-1	90	91/88	\$850	10	EV
-------	----	-------	-------	----	----

### S e-tron GT (21 inch wheels)

A-1	88	89/85	\$850	10	EV
-----	----	-------	-------	----	----

### S3

AM-S7, 2.0L, 4cyl	26	23/31	\$2,250	5	P T SS
-------------------	----	-------	---------	---	--------

## BMW

### 230i Coupe

A-S8, 2.0L, 4cyl	30	26/35	\$1,950	6	P T SS
------------------	----	-------	---------	---	--------

### 230i xDrive Coupe

A-S8, 2.0L, 4cyl	28	25/33	\$2,100	6	P T SS
------------------	----	-------	---------	---	--------

### 430i Convertible

A-S8, 2.0L, 4cyl	30	27/35	\$1,950	6	P T MHEV SS
------------------	----	-------	---------	---	-------------

### 430i Coupe

A-S8, 2.0L, 4cyl	31	28/36	\$1,900	6	P T MHEV SS
------------------	----	-------	---------	---	-------------

### 430i xDrive Convertible

A-S8, 2.0L, 4cyl	28	24/33	\$2,100	6	P T MHEV SS
------------------	----	-------	---------	---	-------------

### 430i xDrive Coupe

A-S8, 2.0L, 4cyl	30	27/34	\$1,950	6	P T MHEV SS
------------------	----	-------	---------	---	-------------

### 840i Convertible

A-S8, 3.0L, 6cyl	24	21/29	\$2,450	5	P T SS
------------------	----	-------	---------	---	--------

### 840i Coupe

A-S8, 3.0L, 6cyl	24	21/29	\$2,450	5	P T SS
------------------	----	-------	---------	---	--------

### 840i xDrive Convertible

A-S8, 3.0L, 6cyl	24	21/29	\$2,450	5	P T SS
------------------	----	-------	---------	---	--------

### 840i xDrive Coupe

A-S8, 3.0L, 6cyl	24	21/29	\$2,450	5	P T SS
------------------	----	-------	---------	---	--------

### M2 Coupe

A-S8, 3.0L, 6cyl	19	16/23	\$3,100	4	PR T SS
M-6, 3.0L, 6cyl	19	16/23	\$3,100	4	PR T SS

### M240i Coupe

A-S8, 3.0L, 6cyl	26	23/32	\$2,250	5	P T SS
------------------	----	-------	---------	---	--------

Manufacturer Model Configuration (trans, eng size, cyl)	MPG		Annual Fuel Cost	GHG Rating	Notes
	Comb	City/Hwy			

### M240i xDrive Coupe

A-S8, 3.0L, 6cyl	26	23/32	\$2,250	5	P T SS
------------------	----	-------	---------	---	--------

### M4 Competition Coupe

A-S8, 3.0L, 6cyl	19	16/23	\$3,100	4	PR T SS
------------------	----	-------	---------	---	---------

### M4 Competition M xDrive Convertible

A-S8, 3.0L, 6cyl	18	16/22	\$3,250	4	PR T SS
------------------	----	-------	---------	---	---------

### M4 Competition M xDrive Coupe

A-S8, 3.0L, 6cyl	18	16/23	\$3,250	4	PR T SS
------------------	----	-------	---------	---	---------

### M4 Coupe

M-6, 3.0L, 6cyl	19	16/23	\$3,100	4	PR T SS
-----------------	----	-------	---------	---	---------

### M4 CS Coupe

A-S8, 3.0L, 6cyl	18	16/23	\$3,250	4	PR T SS
------------------	----	-------	---------	---	---------

### M440i Convertible

A-S8, 3.0L, 4cyl	29	27/33	\$2,000	6	P T MHEV SS
------------------	----	-------	---------	---	-------------

### M440i Coupe

A-S8, 3.0L, 4cyl	30	27/34	\$1,950	6	P T MHEV SS
------------------	----	-------	---------	---	-------------

### M440i xDrive Convertible

A-S8, 3.0L, 4cyl	28	25/32	\$2,100	6	P T MHEV SS
------------------	----	-------	---------	---	-------------

### M440i xDrive Coupe

A-S8, 3.0L, 4cyl	29	26/33	\$2,000	6	P T MHEV SS
------------------	----	-------	---------	---	-------------

### M8 Competition Convertible

A-S8, 4.4L, 8cyl	17	15/22	\$3,450	3	PR T Tax SS
------------------	----	-------	---------	---	-------------

### M8 Competition Coupe

A-S8, 4.4L, 8cyl	17	15/22	\$3,450	3	PR T Tax SS
------------------	----	-------	---------	---	-------------

### M850i xDrive Convertible

A-S8, 4.4L, 8cyl	19	17/24	\$3,100	4	P T SS
------------------	----	-------	---------	---	--------

### M850i xDrive Coupe

A-S8, 4.4L, 8cyl	19	17/24	\$3,100	4	P T SS
------------------	----	-------	---------	---	--------

## MASERATI

### Grancabrio Folgore

A-1	82	83/81	\$900	10	EV
-----	----	-------	-------	----	----

### Granturismo Folgore

A-1	83	85/81	\$900	10	EV
-----	----	-------	-------	----	----

## MERCEDES-BENZ

### AMG CLE53 4matic Plus (convertible)

A-9, 3.0L, 6cyl	22	19/26	\$2,650	5	PR T S MHEV SS
-----------------	----	-------	---------	---	----------------

### AMG CLE53 4matic Plus (coupe)

A-9, 3.0L, 6cyl	23	20/27	\$2,550	5	PR T S MHEV SS
-----------------	----	-------	---------	---	----------------

### AMG GT 43 (coupe)

A-9, 2.0L, 4cyl	22	19/27	\$2,650	5	PR T MHEV SS
-----------------	----	-------	---------	---	--------------

### CLE300 4matic (Convertible)

A-9, 2.0L, 4cyl	26	23/32	\$2,250	5	PR T MHEV SS
-----------------	----	-------	---------	---	--------------

### CLE300 4matic (Coupe)

A-9, 2.0L, 4cyl	27	24/33	\$2,150	5	PR T MHEV SS
-----------------	----	-------	---------	---	--------------

### CLE450 4matic (Convertible)

A-9, 3.0L, 6cyl	26	23/32	\$2,250	5	PR T S MHEV SS
-----------------	----	-------	---------	---	----------------

### CLE450 4matic (Coupe)

A-9, 3.0L, 6cyl	26	23/33	\$2,250	5	PR T S MHEV SS
-----------------	----	-------	---------	---	----------------



Manufacturer Model Configuration (trans, eng size, cyl)	MPG		Annual Fuel Cost	GHG Rating	Notes
	Comb	City/Hwy			

## MINI

### Cooper Hardtop 2 door

▶AM-S7, 2.0L, 4cyl	32	28/39	\$1,850	6	P T SS
--------------------	----	-------	---------	---	--------

### Cooper S Hardtop 2 door

▶AM-S7, 2.0L, 4cyl	32	28/39	\$1,850	6	P T SS
--------------------	----	-------	---------	---	--------

## TOYOTA

### GR Corolla

A-S8, 1.6L, 3cyl	22	19/27	\$2,650	5	PR T
M-6, 1.6L, 3cyl	24	21/28	\$2,450	5	PR T

## COMPACT CARS

## ACURA

### TLX AWD A-SPEC

A-S10, 2.0L, 4cyl	24	21/29	\$2,450	5	P T SS
-------------------	----	-------	---------	---	--------

### TLX FWD

A-S10, 2.0L, 4cyl	25	22/31	\$2,350	5	P T SS
-------------------	----	-------	---------	---	--------

### TLX Type-S

A-S10, 3.0L, 6cyl	21	19/25	\$2,800	4	P T CD SS
-------------------	----	-------	---------	---	-----------

## AUDI

### A4 quattro

AM-S7, 2.0L, 4cyl	29	26/36	\$2,000	6	P T MHEV SS
-------------------	----	-------	---------	---	-------------

### A4 S line quattro

AM-S7, 2.0L, 4cyl	26	23/32	\$2,250	5	P T MHEV SS
-------------------	----	-------	---------	---	-------------

### S4

A-S8, 3.0L, 6cyl	24	20/29	\$2,450	5	P T SS
------------------	----	-------	---------	---	--------

## BMW

### 330i Sedan

A-S8, 2.0L, 4cyl	31	28/35	\$1,900	6	P T MHEV SS
------------------	----	-------	---------	---	-------------

### 330i xDrive Sedan

A-S8, 2.0L, 4cyl	29	26/34	\$2,000	6	P T MHEV SS
------------------	----	-------	---------	---	-------------

### 430i Gran Coupe

A-S8, 2.0L, 4cyl	30	27/35	\$1,950	6	P T MHEV SS
------------------	----	-------	---------	---	-------------

### 430i xDrive Gran Coupe

A-S8, 2.0L, 4cyl	29	25/34	\$2,000	6	P T MHEV SS
------------------	----	-------	---------	---	-------------

### i4 eDrive35 Gran Coupe (18 inch Wheels)

▶A-1	116	117/114	\$650	10	EV
------	-----	---------	-------	----	----

### i4 eDrive35 Gran Coupe (19 inch Wheels)

A-1	106	108/104	\$700	10	EV
-----	-----	---------	-------	----	----

### i4 eDrive40 Gran Coupe (18 inch wheels)

A-1	112	113/111	\$700	10	EV
-----	-----	---------	-------	----	----

### i4 eDrive40 Gran Coupe (19 inch Wheels)

A-1	104	106/103	\$750	10	EV
-----	-----	---------	-------	----	----

### i4 M50 Gran Coupe (19 inch wheels)

A-1	94	93/96	\$800	10	EV
-----	----	-------	-------	----	----

### i4 M50 Gran Coupe (20 inch wheels)

A-1	80	80/80	\$950	10	EV
-----	----	-------	-------	----	----

### i4 xDrive40 Gran Coupe (18 inch Wheels)

A-1	101	99/103	\$750	10	EV
-----	-----	--------	-------	----	----

Manufacturer Model Configuration (trans, eng size, cyl)	MPG		Annual Fuel Cost	GHG Rating	Notes
	Comb	City/Hwy			

### i4 xDrive40 Gran Coupe (19 inch Wheels)

A-1	94	93/95	\$800	10	EV
-----	----	-------	-------	----	----

### i5 eDrive40 Sedan (19 inch Wheels)

A-1	105	104/105	\$700	10	EV
-----	-----	---------	-------	----	----

### i5 eDrive40 Sedan (20 inch Wheels)

A-1	99	99/98	\$750	10	EV
-----	----	-------	-------	----	----

### i5 eDrive40 Sedan (21 inch Wheels)

A-1	96	97/94	\$800	10	EV
-----	----	-------	-------	----	----

### i5 M60 xDrive Sedan (19 inch Wheels)

A-1	90	89/91	\$850	10	EV
-----	----	-------	-------	----	----

### i5 M60 xDrive Sedan (20 inch Wheels)

A-1	88	88/88	\$850	10	EV
-----	----	-------	-------	----	----

### i5 M60 xDrive Sedan (21 inch Wheels)

A-1	84	83/85	\$900	10	EV
-----	----	-------	-------	----	----

### i5 xDrive40 Sedan (19 inch Wheels)

A-1	93	92/95	\$800	10	EV
-----	----	-------	-------	----	----

### i5 xDrive40 Sedan (20 inch Wheels)

A-1	93	92/94	\$800	10	EV
-----	----	-------	-------	----	----

### i5 xDrive40 Sedan (21 inch Wheels)

A-1	87	86/87	\$850	10	EV
-----	----	-------	-------	----	----

### M3 Competition M xDrive Sedan

A-S8, 3.0L, 6cyl	18	16/23	\$3,250	4	PR T SS
------------------	----	-------	---------	---	---------

### M3 Competition Sedan

A-S8, 3.0L, 6cyl	19	16/23	\$3,100	4	PR T SS
------------------	----	-------	---------	---	---------

### M3 Sedan

M-6, 3.0L, 6cyl	19	16/23	\$3,100	4	PR T SS
-----------------	----	-------	---------	---	---------

### M340i Sedan

A-S8, 3.0L, 4cyl	29	27/33	\$2,000	6	P T MHEV SS
------------------	----	-------	---------	---	-------------

### M340i xDrive Sedan

A-S8, 3.0L, 4cyl	29	26/33	\$2,000	6	P T MHEV SS
------------------	----	-------	---------	---	-------------

### M440i Gran Coupe

A-S8, 3.0L, 4cyl	28	26/32	\$2,100	6	P T MHEV SS
------------------	----	-------	---------	---	-------------

### M440i xDrive Gran Coupe

A-S8, 3.0L, 4cyl	27	25/31	\$2,150	5	P T MHEV SS
------------------	----	-------	---------	---	-------------

## CADILLAC

### CT4

A-S8, 2.0L, 4cyl	26	22/32	\$2,250	5	PR T CD SS
------------------	----	-------	---------	---	------------

A-S10, 2.7L, 4cyl	25	21/31	\$2,350	5	PR T CD SS
-------------------	----	-------	---------	---	------------

### CT4 AWD

A-S8, 2.0L, 4cyl	25	21/31	\$2,350	5	PR T CD SS
------------------	----	-------	---------	---	------------

A-S10, 2.7L, 4cyl	24	21/29	\$2,450	5	PR T CD SS
-------------------	----	-------	---------	---	------------

### CT4 V

A-S10, 2.7L, 4cyl	23	20/29	\$2,550	5	PR T CD SS
-------------------	----	-------	---------	---	------------

A-S10, 3.6L, 6cyl	19	16/24	\$3,100	4	PR T
-------------------	----	-------	---------	---	------

M-6, 3.6L, 6cyl	18	15/23	\$3,250	4	PR T
-----------------	----	-------	---------	---	------

### CT4 V AWD

A-S10, 2.7L, 4cyl	23	20/28	\$2,550	5	PR T CD SS
-------------------	----	-------	---------	---	------------

## GENESIS

### G70 AWD

A-S8, 2.5L, 4cyl	23	20/28	\$2,550	5	P T
------------------	----	-------	---------	---	-----

A-S8, 3.3L, 6cyl	19	17/23	\$3,100	4	P T
------------------	----	-------	---------	---	-----

Manufacturer Model Configuration (trans, eng size, cyl)	MPG		Annual Fuel Cost	GHG Rating	Notes
	Comb	City/Hwy			

### G70 RWD

A-S8, 2.5L, 4cyl	24	21/29	\$2,450	5	P T
A-S8, 3.3L, 6cyl	20	17/25	\$2,950	4	P T

### LEXUS

#### UX 300h

AV, 2.0L, 4cyl	43	45/41	\$1,050	7	HEV SS
AV-S6, 2.0L, 4cyl	43	45/41	\$1,050	7	HEV SS

#### UX 300h AWD

AV, 2.0L, 4cyl	42	44/40	\$1,050	7	HEV SS
AV-S6, 2.0L, 4cyl	42	44/40	\$1,050	7	HEV SS

### MAZDA

#### 3 4-Door 2WD

A-S6, 2.5L, 4cyl	31	27/37	\$1,450	6	CD
------------------	----	-------	---------	---	----

#### 3 4-Door 4WD

A-S6, 2.5L, 4cyl	30	26/35	\$1,500	6	CD
A-S6, 2.5L, 4cyl	27	23/32	\$1,650	5	T

### MERCEDES-BENZ

#### AMG C43 4matic

A-9, 2.0L, 4cyl	22	19/27	\$2,650	5	PR T MHEV SS
-----------------	----	-------	---------	---	--------------

#### AMG CLA35 4matic

AM-8, 2.0L, 4cyl	25	22/29	\$2,350	5	PR T MHEV SS
------------------	----	-------	---------	---	--------------

#### AMG CLA45 S 4matic

AM-8, 2.0L, 4cyl	23	20/28	\$2,550	5	PR T SS
------------------	----	-------	---------	---	---------

#### C300

A-9, 2.0L, 4cyl	29	25/35	\$2,000	6	PR T MHEV SS
-----------------	----	-------	---------	---	--------------

#### C300 4matic

A-9, 2.0L, 4cyl	27	24/33	\$2,150	5	PR T MHEV SS
-----------------	----	-------	---------	---	--------------

#### CLA250

AM-8, 2.0L, 4cyl	30	26/36	\$1,950	6	PR T MHEV SS
------------------	----	-------	---------	---	--------------

#### CLA250 4matic

AM-8, 2.0L, 4cyl	29	25/34	\$2,000	6	PR T MHEV SS
------------------	----	-------	---------	---	--------------

### MINI

#### Cooper S Hardtop 4 door

AM-S7, 2.0L, 4cyl	32	28/39	\$1,850	6	P T SS
-------------------	----	-------	---------	---	--------

### NISSAN

#### Versa

AV, 1.6L, 4cyl	35	32/40	\$1,300	7	
M-5, 1.6L, 4cyl	30	27/35	\$1,500	6	

### PORSCHE

#### Taycan 4S Perf Battery Plus

A-2	87	89/85	\$850	10	EV
-----	----	-------	-------	----	----

#### Taycan 4S Perf Battery Plus 19 inch Wheels

A-2	93	94/92	\$800	10	EV
-----	----	-------	-------	----	----

#### Taycan 4S Performance Battery

A-2	88	90/85	\$850	10	EV
-----	----	-------	-------	----	----

#### Taycan Perf Battery Plus

A-2	92	94/90	\$800	10	EV
-----	----	-------	-------	----	----

#### Taycan Performance Battery

A-2	91	94/88	\$850	10	EV
-----	----	-------	-------	----	----

Manufacturer Model Configuration (trans, eng size, cyl)	MPG		Annual Fuel Cost	GHG Rating	Notes
	Comb	City/Hwy			

### Taycan Turbo

A-2	86	88/83	\$900	10	EV
-----	----	-------	-------	----	----

### Taycan Turbo 21in Aero-Design wheel (285/35)

A-2	93	94/92	\$800	10	EV
-----	----	-------	-------	----	----

### Taycan Turbo GT

A-2	82	86/78	\$900	10	EV
-----	----	-------	-------	----	----

### Taycan Turbo GT with Weissach Package

A-2	81	85/76	\$950	10	EV
-----	----	-------	-------	----	----

### Taycan Turbo S

A-2	79	80/78	\$950	10	EV
-----	----	-------	-------	----	----

### Taycan Turbo S 21in Aero-Design wheel (285/35)

A-2	90	90/90	\$850	10	EV
-----	----	-------	-------	----	----

### ROLLS-ROYCE

#### Spectre (22 inch wheels)

A-1	77	74/82	\$1,000	10	EV
-----	----	-------	---------	----	----

#### Spectre (23 inch Wheels)

A-1	70	67/75	\$1,100	10	EV
-----	----	-------	---------	----	----

#### Spectre Black Badge (22 inch wheels)

A-1	74	70/80	\$1,000	10	EV
-----	----	-------	---------	----	----

#### Spectre Black Badge (23 inch wheels)

A-1	70	67/74	\$1,100	10	EV
-----	----	-------	---------	----	----

### TOYOTA

#### Corolla

AV, 2.0L, 4cyl	35	32/41	\$1,300	7	1-mode
AV, 2.0L, 4cyl	34	31/40	\$1,300	7	
AV-S10, 2.0L, 4cyl	34	31/38	\$1,300	7	3-Mode

#### Corolla FX

AV, 2.0L, 4cyl	34	31/39	\$1,300	7	
----------------	----	-------	---------	---	--

#### Corolla Hatchback

AV-S10, 2.0L, 4cyl	35	32/41	\$1,300	7	
--------------------	----	-------	---------	---	--

#### Corolla Hatchback XSE

AV-S10, 2.0L, 4cyl	33	30/38	\$1,350	6	
--------------------	----	-------	---------	---	--

#### Corolla Hybrid

▶ AV, 1.8L, 4cyl	47	50/43	\$950	8	HEV SS
------------------	----	-------	-------	---	--------

#### Corolla Hybrid AWD

AV, 1.8L, 4cyl	44	47/41	\$1,000	7	HEV SS
----------------	----	-------	---------	---	--------

### VOLKSWAGEN

#### GLI

AM-S7, 2.0L, 4cyl	29	25/35	\$1,550	6	T SS
M-6, 2.0L, 4cyl	30	26/36	\$1,500	6	T SS

#### Jetta

A-S8, 1.5L, 4cyl	33	29/39	\$1,350	6	T SS
------------------	----	-------	---------	---	------

#### Jetta Sport/SE/SEL

A-S8, 1.5L, 4cyl	33	29/40	\$1,350	6	T SS
------------------	----	-------	---------	---	------

### VOLVO

#### S60 B5

A-S8, 2.0L, 4cyl	30	27/36	\$1,950	6	PR T MHEV SS
------------------	----	-------	---------	---	--------------

#### S60 B5 AWD

A-S8, 2.0L, 4cyl	28	25/34	\$2,100	6	PR T MHEV SS
------------------	----	-------	---------	---	--------------

Manufacturer Model Configuration (trans, eng size, cyl)	MPG		Annual Fuel Cost	GHG Rating	Notes
	Comb	City/Hwy			

### S60 T8 AWD

A-S8, 2.0L, 4cyl		See page 41 .			PR T PHEV SS
------------------	--	---------------	--	--	--------------

## MIDSIZE CARS

### ALFA ROMEO

#### Giulia

A-8, 2.0L, 4cyl	27	24/33	\$2,150	5	P T SS
-----------------	----	-------	---------	---	--------

#### Giulia AWD

A-8, 2.0L, 4cyl	26	23/31	\$2,250	5	P T SS
-----------------	----	-------	---------	---	--------

### AUDI

#### A5 Sportback quattro

AM-S7, 2.0L, 4cyl	29	26/36	\$2,000	6	P T MHEV SS
-------------------	----	-------	---------	---	-------------

#### A5 Sportback S line quattro

AM-S7, 2.0L, 4cyl	26	23/32	\$2,250	5	P T MHEV SS
-------------------	----	-------	---------	---	-------------

#### A6 quattro

AM-S7, 2.0L, 4cyl	26	24/31	\$2,250	5	P T MHEV SS
-------------------	----	-------	---------	---	-------------

AM-S7, 3.0L, 6cyl	25	22/30	\$2,350	5	P T MHEV SS
-------------------	----	-------	---------	---	-------------

#### A7 quattro

AM-S7, 3.0L, 6cyl	25	22/30	\$2,350	5	P T MHEV SS
-------------------	----	-------	---------	---	-------------

#### RS 5 Sportback

A-S8, 2.9L, 6cyl	20	18/25	\$2,950	4	P T
------------------	----	-------	---------	---	-----

#### RS 7

A-S8, 4.0L, 8cyl	17	14/21	\$3,450	3	P T Tax CD MHEV SS
------------------	----	-------	---------	---	--------------------

#### S5 Sportback

A-S8, 3.0L, 6cyl	23	20/29	\$2,550	5	P T SS
------------------	----	-------	---------	---	--------

#### S6

A-S8, 2.9L, 6cyl	22	19/27	\$2,650	5	P MHEV SS
------------------	----	-------	---------	---	-----------

#### S7

A-S8, 2.9L, 6cyl	22	19/27	\$2,650	5	P MHEV SS
------------------	----	-------	---------	---	-----------

### BMW

#### 530i Sedan

A-S8, 2.0L, 4cyl	31	28/35	\$1,900	6	P T MHEV SS
------------------	----	-------	---------	---	-------------

#### 530i xDrive Sedan

A-S8, 2.0L, 4cyl	30	27/35	\$1,950	6	P T MHEV SS
------------------	----	-------	---------	---	-------------

#### 540i xDrive Sedan

A-S8, 3.0L, 6cyl	28	26/33	\$2,100	6	P T MHEV SS
------------------	----	-------	---------	---	-------------

#### 840i Gran Coupe

A-S8, 3.0L, 6cyl	24	21/29	\$2,450	5	P T SS
------------------	----	-------	---------	---	--------

#### 840i xDrive Gran Coupe

A-S8, 3.0L, 6cyl	24	21/29	\$2,450	5	P T SS
------------------	----	-------	---------	---	--------

#### Alpina B8 Gran Coupe

A-S8, 4.4L, 8cyl	19	17/24	\$3,100	4	P T SS
------------------	----	-------	---------	---	--------

#### M8 Competition Gran Coupe

A-S8, 4.4L, 8cyl	17	15/22	\$3,450	3	PR T Tax SS
------------------	----	-------	---------	---	-------------

#### M850i xDrive Gran Coupe

A-S8, 4.4L, 8cyl	19	17/24	\$3,100	4	P T SS
------------------	----	-------	---------	---	--------

### CADILLAC

#### CT5

A-S10, 2.0L, 4cyl	26	23/32	\$2,250	5	PR T CD SS
-------------------	----	-------	---------	---	------------

A-S10, 3.0L, 6cyl	22	19/28	\$2,650	5	PR T CD SS
-------------------	----	-------	---------	---	------------

Manufacturer Model Configuration (trans, eng size, cyl)	MPG		Annual Fuel Cost	GHG Rating	Notes
	Comb	City/Hwy			

### CT5 AWD

A-S10, 2.0L, 4cyl	25	21/30	\$2,350	5	PR T CD SS
-------------------	----	-------	---------	---	------------

A-S10, 3.0L, 6cyl	21	18/26	\$2,800	4	PR T CD SS
-------------------	----	-------	---------	---	------------

### CT5 V

A-S10, 3.0L, 6cyl	21	18/27	\$2,800	4	PR T CD SS
-------------------	----	-------	---------	---	------------

A-S10, 6.2L, 8cyl	15	13/20	\$3,900	2	PR S Tax CD
-------------------	----	-------	---------	---	-------------

M-6, 6.2L, 8cyl	15	13/20	\$3,900	2	PR S Tax
-----------------	----	-------	---------	---	----------

### CT5 V AWD

A-S10, 3.0L, 6cyl	20	17/26	\$2,950	4	PR T CD SS
-------------------	----	-------	---------	---	------------

### CHEVROLET

#### Malibu

AV, 1.5L, 4cyl	31	28/36	\$1,450	6	T SS
----------------	----	-------	---------	---	------

### GENESIS

#### Electrified G80

A-1	97	105/89	\$800	10	EV
-----	----	--------	-------	----	----

### HONDA

#### Accord Hybrid Sport/Touring

AV, 2.0L, 4cyl	44	46/41	\$1,000	7	HEV SS
----------------	----	-------	---------	---	--------

#### Civic 4Dr

M-6, 1.5L, 4cyl	31	27/37	\$1,900	6	P T SS
-----------------	----	-------	---------	---	--------

AV, 2.0L, 4cyl	49	50/47	\$900	8	HEV SS
----------------	----	-------	-------	---	--------

AV, 2.0L, 4cyl	36	32/41	\$1,250	7	SS
----------------	----	-------	---------	---	----

AV-S7, 2.0L, 4cyl	34	31/39	\$1,300	7	SS
-------------------	----	-------	---------	---	----

### HYUNDAI

#### Elantra

AM-S7, 1.6L, 4cyl	31	28/35	\$1,450	6	T
-------------------	----	-------	---------	---	---

AV-S1, 2.0L, 4cyl	36	32/41	\$1,250	7	SS
-------------------	----	-------	---------	---	----

AV-S1, 2.0L, 4cyl	34	30/39	\$1,300	7	
-------------------	----	-------	---------	---	--

#### Elantra Hybrid

AM-S6, 1.6L, 4cyl	50	49/52	\$900	8	HEV SS
-------------------	----	-------	-------	---	--------

#### Elantra Hybrid Blue

▶ AM-S6, 1.6L, 4cyl	<b>54</b>	<b>51/58</b>	<b>\$850</b>	<b>8</b>	<b>HEV SS</b>
---------------------	-----------	--------------	--------------	----------	---------------

#### Elantra N

AM-S8, 2.0L, 4cyl	23	20/27	\$2,550	5	P T
-------------------	----	-------	---------	---	-----

M-6, 2.0L, 4cyl	24	21/29	\$2,450	5	P T
-----------------	----	-------	---------	---	-----

#### Ioniq 6 AWD (18 inch Wheels)

A-1	121	130/111	\$650	10	EV
-----	-----	---------	-------	----	----

#### Ioniq 6 AWD (20 inch Wheels)

A-1	103	111/94	\$750	10	EV
-----	-----	--------	-------	----	----

#### Ioniq 6 RWD (18 inch Wheels)

A-1	132	144/120	\$600	10	EV
-----	-----	---------	-------	----	----

#### Ioniq 6 RWD (20 inch Wheels)

A-1	111	123/100	\$650	10	EV
-----	-----	---------	-------	----	----

#### Ioniq 6 Standard Range

A-1	135	151/120	\$550	10	EV
-----	-----	---------	-------	----	----

### KIA

#### K4

AV-S1, 2.0L, 4cyl	34	30/40	\$1,300	7	
-------------------	----	-------	---------	---	--

AV-S1, 2.0L, 4cyl	33	29/39	\$1,350	6	with DMS
-------------------	----	-------	---------	---	----------



Manufacturer Model Configuration (trans, eng size, cyl)	MPG		Annual Fuel Cost	GHG Rating	Notes
	Comb	City/Hwy			

## LEXUS

### ES 250 AWD

A-S8, 2.5L, 4cyl	28	24/33	\$1,600	6	
------------------	----	-------	---------	---	--

### ES 300h

AV-S6, 2.5L, 4cyl	44	43/44	\$1,000	7	HEV SS
-------------------	----	-------	---------	---	--------

### ES 350

A-S8, 3.5L, 6cyl	25	22/32	\$1,800	5	
------------------	----	-------	---------	---	--

### ES 350 F Sport

A-S8, 3.5L, 6cyl	25	22/31	\$1,800	5	
------------------	----	-------	---------	---	--

## MAZDA

### 3 5-Door 2WD

A-S6, 2.5L, 4cyl	30	27/35	\$1,500	6	CD
------------------	----	-------	---------	---	----

M-6, 2.5L, 4cyl	30	26/36	\$1,500	6	CD
-----------------	----	-------	---------	---	----

### 3 5-Door 4WD

A-S6, 2.5L, 4cyl	29	26/33	\$1,550	6	CD
------------------	----	-------	---------	---	----

A-S6, 2.5L, 4cyl	26	23/31	\$1,750	5	T
------------------	----	-------	---------	---	---

## MERCEDES-BENZ

### AMG EQE 4matic Plus

A-1	70	69/71	\$1,100	10	EV SS
-----	----	-------	---------	----	-------

### E350

A-9, 2.0L, 4cyl	28	25/33	\$2,100	6	PR T MHEV SS
-----------------	----	-------	---------	---	--------------

### E350 4matic

A-9, 2.0L, 4cyl	27	24/33	\$2,150	5	PR T MHEV SS
-----------------	----	-------	---------	---	--------------

### E450 4matic

A-9, 3.0L, 6cyl	25	22/31	\$2,350	5	PR T S MHEV SS
-----------------	----	-------	---------	---	----------------

### EQE 350 4matic

A-1	86	87/85	\$900	10	EV SS
-----	----	-------	-------	----	-------

### EQE 350 Plus

A-1	94	94/94	\$800	10	EV SS
-----	----	-------	-------	----	-------

### EQE 500 4matic

A-1	85	85/84	\$900	10	EV SS
-----	----	-------	-------	----	-------

## NISSAN

### Altima

AV, 2.5L, 4cyl	32	27/39	\$1,400	6	
----------------	----	-------	---------	---	--

### Altima AWD

AV, 2.5L, 4cyl	28	25/34	\$1,600	6	
----------------	----	-------	---------	---	--

### Altima SL/SR

AV, 2.5L, 4cyl	31	27/37	\$1,450	6	
----------------	----	-------	---------	---	--

### LEAF

A-1	111	123/99	\$700	10	EV
-----	-----	--------	-------	----	----

### LEAF SV

A-1	109	121/98	\$700	10	EV
-----	-----	--------	-------	----	----

### Sentra

AV, 2.0L, 4cyl	34	30/40	\$1,300	7	SS
----------------	----	-------	---------	---	----

### Sentra SR

AV, 2.0L, 4cyl	33	30/38	\$1,350	6	SS
----------------	----	-------	---------	---	----

## POLESTAR

### 2 Dual Motor (19 Inch Wheels)

A-1	101	105/95	\$750	10	EV
-----	-----	--------	-------	----	----

Manufacturer Model Configuration (trans, eng size, cyl)	MPG		Annual Fuel Cost	GHG Rating	Notes
	Comb	City/Hwy			

### 2 Dual Motor (20 Inch Wheels)

A-1	97	101/92	\$800	10	EV
-----	----	--------	-------	----	----

### 2 Dual Motor Performance Pack

A-1	91	95/87	\$850	10	EV
-----	----	-------	-------	----	----

### 2 Single Motor (19 Inch Wheels)

A-1	114	123/104	\$650	10	EV
-----	-----	---------	-------	----	----

### 2 Single Motor (20 Inch Wheels)

A-1	109	117/101	\$700	10	EV
-----	-----	---------	-------	----	----

## PORSCHE

### Taycan 4 Cross Turismo

A-2	81	84/79	\$950	10	EV
-----	----	-------	-------	----	----

### Taycan 4S Cross Turismo

A-2	80	82/77	\$950	10	EV
-----	----	-------	-------	----	----

### Taycan Turbo Cross Turismo

A-2	78	80/76	\$950	10	EV
-----	----	-------	-------	----	----

### Taycan Turbo S Cross Turismo

A-2	77	79/75	\$1,000	10	EV
-----	----	-------	---------	----	----

## SUBARU

### Legacy AWD

AV-S8, 2.4L, 4cyl	26	23/31	\$1,750	5	T SS
-------------------	----	-------	---------	---	------

AV-S8, 2.5L, 4cyl	30	27/35	\$1,500	6	SS
-------------------	----	-------	---------	---	----

## TESLA

### Model 3 Long Range AWD

A-1	128	133/122	\$600	10	EV
-----	-----	---------	-------	----	----

### Model 3 Long Range RWD

A-1	137	145/128	\$550	10	EV
-----	-----	---------	-------	----	----

## TOYOTA

### Camry HEV AWD LE

AV-S6, 2.5L, 4cyl	50	51/49	\$900	8	HEV SS
-------------------	----	-------	-------	---	--------

### Camry HEV AWD SE/XLE

AV-S6, 2.5L, 4cyl	46	46/46	\$1,000	8	HEV SS
-------------------	----	-------	---------	---	--------

### Camry HEV AWD XSE

AV-S6, 2.5L, 4cyl	44	44/43	\$1,000	7	HEV SS
-------------------	----	-------	---------	---	--------

### Camry HEV FF LE

AV-S6, 2.5L, 4cyl	51	53/50	\$900	8	HEV SS
-------------------	----	-------	-------	---	--------

### Camry HEV FF SE/XLE/XSE

AV-S6, 2.5L, 4cyl	47	48/47	\$950	8	HEV SS
-------------------	----	-------	-------	---	--------

### Crown AWD

AV-S6, 2.4L, 4cyl	30	29/32	\$1,500	6	T HEV SS
-------------------	----	-------	---------	---	----------

AV, 2.5L, 4cyl	41	42/41	\$1,100	7	HEV SS
----------------	----	-------	---------	---	--------

## VOLVO

### S90 B6 AWD

A-S8, 2.0L, 4cyl	26	23/31	\$2,250	5	PR T S MHEV SS
------------------	----	-------	---------	---	----------------

## LARGE CARS

## ACURA

### Integra

AV-S7, 1.5L, 4cyl	33	30/37	\$1,800	6	P T SS
-------------------	----	-------	---------	---	--------

M-6, 2.0L, 4cyl	24	21/28	\$2,450	5	P T
-----------------	----	-------	---------	---	-----

Manufacturer Model Configuration (trans, eng size, cyl)	MPG		Annual Fuel Cost	GHG Rating	Notes
	Comb	City/Hwy			

### Integra A-Spec

AV-S7, 1.5L, 4cyl	32	29/36	\$1,850	6	P T SS
M-6, 1.5L, 4cyl	30	26/36	\$1,950	6	P T SS

### AUDI

#### A8 quattro

A-S8, 3.0L, 6cyl	22	20/26	\$2,650	5	P T MHEV SS
------------------	----	-------	---------	---	-------------

#### S8

A-S8, 4.0L, 8cyl	18	15/24	\$3,250	4	P T CD MHEV SS
------------------	----	-------	---------	---	----------------

### BMW

#### 740i Sedan

A-S8, 3.0L, 6cyl	28	25/31	\$2,100	6	P T MHEV SS
------------------	----	-------	---------	---	-------------

#### 740i xDrive Sedan

A-S8, 3.0L, 6cyl	27	24/31	\$2,150	5	P T MHEV SS
------------------	----	-------	---------	---	-------------

#### 760i xDrive Sedan

A-S8, 4.4L, 8cyl	20	18/25	\$2,950	4	P T MHEV SS
------------------	----	-------	---------	---	-------------

#### i7 eDrive50 Sedan (19 inch Wheels)

A-1	88	85/93	\$850	10	EV
-----	----	-------	-------	----	----

#### i7 eDrive50 Sedan (20 inch Wheels)

A-1	85	82/88	\$900	10	EV
-----	----	-------	-------	----	----

#### i7 eDrive50 Sedan (21 inch Wheels)

A-1	87	84/90	\$900	10	EV
-----	----	-------	-------	----	----

#### i7 M70 xDrive Sedan (20 inch Wheels)

A-1	75	72/79	\$1,000	10	EV
-----	----	-------	---------	----	----

#### i7 M70 xDrive Sedan (21 inch Wheels)

A-1	79	77/83	\$950	10	EV
-----	----	-------	-------	----	----

#### i7 xDrive60 Sedan (19 inch wheels)

A-1	88	85/91	\$850	10	EV
-----	----	-------	-------	----	----

#### i7 xDrive60 Sedan (20 inch wheels)

A-1	83	81/85	\$900	10	EV
-----	----	-------	-------	----	----

#### i7 xDrive60 Sedan (21 inch wheels)

A-1	87	85/89	\$850	10	EV
-----	----	-------	-------	----	----

### GENESIS

#### G80 AWD

A-S8, 2.5L, 4cyl	24	20/29	\$2,450	5	P T SS
A-S8, 3.5L, 6cyl	19	16/24	\$3,100	4	P T SS

#### G90 AWD

A-S8, 3.5L, 6cyl	21	18/26	\$2,800	4	P T SS
------------------	----	-------	---------	---	--------

#### G90 MHEV

A-S8, 3.5L, 6cyl	20	17/24	\$2,950	4	P T S MHEV SS
------------------	----	-------	---------	---	---------------

### HONDA

#### Accord

AV, 1.5L, 4cyl	32	29/37	\$1,400	6	T SS
----------------	----	-------	---------	---	------

#### Accord Hybrid

▶AV, 2.0L, 4cyl	48	51/44	\$950	8	HEV SS
-----------------	----	-------	-------	---	--------

#### Civic 5Dr

▶AV, 2.0L, 4cyl	48	50/45	\$950	8	HEV SS
AV-S7, 2.0L, 4cyl	34	30/38	\$1,300	7	SS
M-6, 2.0L, 4cyl	24	22/28	\$2,450	5	P T

Manufacturer Model Configuration (trans, eng size, cyl)	MPG		Annual Fuel Cost	GHG Rating	Notes
	Comb	City/Hwy			

### HYUNDAI

#### Sonata AWD

A-S8, 2.5L, 4cyl	28	25/34	\$1,600	6	
------------------	----	-------	---------	---	--

#### Sonata FWD

A-S8, 2.5L, 4cyl	32	28/38	\$1,400	6	SS
A-S8, 2.5L, 4cyl	29	25/36	\$1,550	6	
AM-S8, 2.5L, 4cyl	27	23/32	\$1,650	5	T

#### Sonata Hybrid

AM-S6, 2.0L, 4cyl	47	44/51	\$950	8	HEV SS
-------------------	----	-------	-------	---	--------

### KIA

#### K5

A-S8, 2.5L, 4cyl	30	26/37	\$1,500	6	SS
A-S8, 2.5L, 4cyl	29	25/36	\$1,550	6	
AM-S8, 2.5L, 4cyl	27	23/33	\$1,650	5	T

#### K5 AWD

A-S8, 2.5L, 4cyl	27	24/33	\$1,650	5	
------------------	----	-------	---------	---	--

### LUCID

#### Air G Touring XR AWD with 19 inch wheels

A-1	128	129/126	\$600	10	EV
-----	-----	---------	-------	----	----

#### Air G Touring XR AWD with 20 inch wheels

A-1	120	122/117	\$650	10	EV
-----	-----	---------	-------	----	----

#### Air G Touring XR AWD with 21 inch wheels

A-1	112	114/109	\$700	10	EV
-----	-----	---------	-------	----	----

#### Air Pure RWD with 19 inch wheels

▶A-1	146	149/142	\$500	10	EV
------	-----	---------	-------	----	----

#### Air Pure RWD with 20 inch wheels

A-1	129	132/125	\$600	10	EV
-----	-----	---------	-------	----	----

#### Air Sapphire AWD

A-1	105	108/101	\$700	10	EV
-----	-----	---------	-------	----	----

#### Air Touring AWD with 19 inch wheels

A-1	132	133/130	\$600	10	EV
-----	-----	---------	-------	----	----

#### Air Touring AWD with 20 inch wheels

A-1	121	124/119	\$600	10	EV
-----	-----	---------	-------	----	----

#### Air Touring AWD with 21 inch wheels

A-1	116	119/113	\$650	10	EV
-----	-----	---------	-------	----	----

### MERCEDES-BENZ

#### AMG EQS 4matic Plus

A-1	78	76/81	\$950	10	EV SS
-----	----	-------	-------	----	-------

#### EQS 450 4matic

A-1	92	91/93	\$850	10	EV SS
-----	----	-------	-------	----	-------

#### EQS 450 Plus

A-1	98	98/98	\$750	10	EV SS
-----	----	-------	-------	----	-------

#### EQS 580 4matic

A-1	93	93/93	\$800	10	EV SS
-----	----	-------	-------	----	-------

#### Maybach S680 4matic

A-9, 6.0L, 12cyl	15	12/20	\$3,900	2	PR T Tax SS
------------------	----	-------	---------	---	-------------

#### S500 4matic

A-9, 3.0L, 6cyl	24	21/31	\$2,450	5	PR T S MHEV SS
-----------------	----	-------	---------	---	----------------

#### S580 4matic

A-9, 4.0L, 8cyl	20	17/25	\$2,950	4	PR T MHEV SS
-----------------	----	-------	---------	---	--------------

Manufacturer Model Configuration (trans, eng size, cyl)	MPG		Annual Fuel Cost	GHG Rating	Notes
	Comb	City/Hwy			

### S580 4matic Maybach

A-9, 4.0L, 8cyl	20	16/27	\$2,950	4	PR T MHEV SS
-----------------	----	-------	---------	---	--------------

## PORSCHE

### Panamera

AM-S8, 2.9L, 6cyl	21	18/25	\$2,800	4	PR T SS
-------------------	----	-------	---------	---	---------

### Panamera 4

AM-S8, 2.9L, 6cyl	21	18/25	\$2,800	4	PR T SS
-------------------	----	-------	---------	---	---------

## TESLA

### Model S Plaid (19in wheels)

A-1	104	108/99	\$750	10	EV
-----	-----	--------	-------	----	----

### Model S Plaid (21in wheels)

A-1	93	97/89	\$800	10	EV
-----	----	-------	-------	----	----

## SMALL STATION WAGONS

## AUDI

### A4 allroad quattro

AM-S7, 2.0L, 4cyl	26	23/30	\$2,250	5	P T MHEV SS
-------------------	----	-------	---------	---	-------------

## BUICK

### Envista

A-6, 1.2L, 3cyl	30	28/32	\$1,500	6	T SS
A-6, 1.2L, 3cyl	30	28/32	\$1,500	6	Gas T SS
	22	20/24	\$1,850	6	E85

## CHEVROLET

### Trax

A-6, 1.2L, 3cyl	30	28/32	\$1,500	6	Gas T SS
	22	21/24	\$1,850	6	E85
A-6, 1.2L, 3cyl	29	28/31	\$1,550	6	T SS

## HONDA

### HR-V AWD

AV, 2.0L, 4cyl	27	25/30	\$1,650	5	
----------------	----	-------	---------	---	--

### HR-V FWD

AV, 2.0L, 4cyl	28	26/32	\$1,600	6	
----------------	----	-------	---------	---	--

## KIA

### Soul

AV, 2.0L, 4cyl	30	27/33	\$1,500	6	SS
----------------	----	-------	---------	---	----

### Soul Eco dynamics

AV, 2.0L, 4cyl	31	29/35	\$1,450	6	SS
----------------	----	-------	---------	---	----

## MERCEDES-BENZ

### AMG GLA35 4matic

AM-8, 2.0L, 4cyl	24	22/28	\$2,450	5	PR T MHEV SS
------------------	----	-------	---------	---	--------------

### AMG GLC43 4matic

A-9, 2.0L, 4cyl	21	19/25	\$2,800	4	PR T MHEV SS
-----------------	----	-------	---------	---	--------------

### AMG GLC43 4matic Coupe

A-9, 2.0L, 4cyl	21	18/24	\$2,800	4	PR T MHEV SS
-----------------	----	-------	---------	---	--------------

Manufacturer Model Configuration (trans, eng size, cyl)	MPG		Annual Fuel Cost	GHG Rating	Notes
	Comb	City/Hwy			

## SUBARU

### Impreza

AV-S8, 2.0L, 4cyl	30	27/34	\$1,500	6	SS
AV-S8, 2.5L, 4cyl	29	26/33	\$1,550	6	SS

## TOYOTA

### Crown Signia AWD

▶ AV-S6, 2.5L, 4cyl	38	39/37	\$1,200	7	HEV SS
---------------------	----	-------	---------	---	--------

## VOLVO

### V60 T8 AWD

▶ A-S8, 2.0L, 4cyl	See page 41 .				PR T PHEV SS
--------------------	---------------	--	--	--	--------------

### V60CC B5 AWD

A-S8, 2.0L, 4cyl	27	24/31	\$2,150	5	PR T MHEV SS
------------------	----	-------	---------	---	--------------

## MIDSIZE STATION WAGONS

## AUDI

### A6 Allroad quattro

▶ AM-S7, 3.0L, 6cyl	25	22/30	\$2,350	5	P T MHEV SS
---------------------	----	-------	---------	---	-------------

### RS 6 Avant

A-S8, 4.0L, 8cyl	17	14/21	\$3,450	3	P T Tax CD MHEV SS
------------------	----	-------	---------	---	--------------------

## MERCEDES-BENZ

### AMG GLB35 4matic

AM-8, 2.0L, 4cyl	23	21/26	\$2,550	5	PR T MHEV SS
------------------	----	-------	---------	---	--------------

### E450 4matic All-Terrain (wagon)

▶ A-9, 3.0L, 6cyl	25	22/31	\$2,350	5	PR T S MHEV SS
-------------------	----	-------	---------	---	----------------

### EQE 350 Plus (SUV)

▶ A-1	93	98/87	\$800	10	EV SS
-------	----	-------	-------	----	-------

### EQE 500 4matic (SUV)

A-1	81	83/78	\$950	10	EV SS
-----	----	-------	-------	----	-------

## VOLVO

### V90CC B6 AWD

▶ A-S8, 2.0L, 4cyl	25	22/29	\$2,350	5	PR T S MHEV SS
--------------------	----	-------	---------	---	----------------

## STANDARD PICKUP TRUCKS 2WD

## CHEVROLET

### Silverado 2WD

A-8, 2.7L, 4cyl	19	18/21	\$2,350	4	T CD SS
A-8, 2.7L, 4cyl	19	17/21	\$2,350	4	T CD S-Mode SS
▶ A-10, 3.0L, 6cyl	26	23/29	\$2,000	5	D T SS
A-10, 5.3L, 8cyl	18	16/21	\$2,500	4	CD S-Mode SS
A-10, 5.3L, 8cyl	18	16/21	\$2,500	4	CD SS

## GMC

### Sierra 2WD

A-8, 2.7L, 4cyl	19	18/21	\$2,350	4	T CD SS
A-8, 2.7L, 4cyl	19	17/21	\$2,350	4	T CD S-Mode SS
▶ A-10, 3.0L, 6cyl	26	23/29	\$2,000	5	D T SS
A-10, 5.3L, 8cyl	18	16/21	\$2,500	4	CD S-Mode SS
A-10, 5.3L, 8cyl	17	16/20	\$2,650	3	CD SS



Manufacturer Model Configuration (trans, eng size, cyl)	MPG		Annual Fuel Cost	GHG Rating	Notes
	Comb	City/Hwy			

## NISSAN

### Frontier 2WD

A-S9, 3.8L, 6cyl	21	19/24	\$2,150	4	SS
------------------	----	-------	---------	---	----

## RAM

### 1500 2WD

A-8, 3.0L, 6cyl	21	18/25	\$2,150	4	T SS
A-8, 3.6L, 6cyl	22	20/25	\$2,050	5	MHEV SS

### 1500 HFE 2WD

A-8, 3.6L, 6cyl	23	20/26	\$1,950	5	MHEV SS
-----------------	----	-------	---------	---	---------

## TOYOTA

### Tundra 2WD

A-S10, 3.4L, 6cyl	22	20/24	\$2,050	5	T HEV SS
A-S10, 3.4L, 6cyl	20	18/23	\$2,250	4	T SS
A-S10, 3.4L, 6cyl	20	18/23	\$2,250	4	T 3-Mode SS

## STANDARD PICKUP TRUCKS 4WD

## CHEVROLET

### Silverado 4WD

A-8, 2.7L, 4cyl	18	17/20	\$2,500	4	T CD S-Mode SS
A-8, 2.7L, 4cyl	18	17/20	\$2,500	4	T CD SS
A-10, 3.0L, 6cyl	24	22/26	\$2,150	4	D T S-Mode SS
A-10, 3.0L, 6cyl	23	22/25	\$2,250	4	D T SS
A-10, 5.3L, 8cyl	17	16/19	\$2,650	3	CD S-Mode SS
A-10, 5.3L, 8cyl	17	16/19	\$2,650	3	CD SS
A-10, 5.3L, 8cyl	16	15/19	\$2,800	3	CD
A-10, 5.3L, 8cyl	17	15/19	\$2,650	3	Gas CD
	12	11/14	\$3,400	3	E85
A-10, 6.2L, 8cyl	17	15/20	\$3,450	3	PR CD SS

### Silverado 4WD ZR2

A-10, 3.0L, 6cyl	21	20/23	\$2,450	4	D T SS
A-10, 6.2L, 8cyl	15	14/17	\$3,900	2	PR CD SS

### Silverado EV (11 kW Charger)

A-1	68	74/61	\$1,100	10	EV
-----	----	-------	---------	----	----

### Silverado EV (19 kW Charger)

A-1	64	70/59	\$1,200	10	EV
-----	----	-------	---------	----	----

### Silverado EV 5WT (11 kW Charger)

A-1	70	77/63	\$1,100	10	EV
-----	----	-------	---------	----	----

### Silverado EV 5WT (19 kW Charger)

A-1	70	77/63	\$1,100	10	EV
-----	----	-------	---------	----	----

### Silverado EV 8WT

A-1	68	74/61	\$1,100	10	EV
-----	----	-------	---------	----	----

### Silverado Mud Terrain Tires 4WD

A-8, 2.7L, 4cyl	16	16/17	\$2,800	3	T CD S-Mode SS
A-8, 2.7L, 4cyl	16	16/17	\$2,800	3	T CD SS
A-10, 3.0L, 6cyl	23	21/24	\$2,250	4	D T S-Mode SS
A-10, 3.0L, 6cyl	22	21/24	\$2,350	4	D T SS
A-10, 5.3L, 8cyl	16	15/19	\$2,800	3	CD
A-10, 5.3L, 8cyl	17	15/19	\$2,650	3	Gas CD
	12	11/14	\$3,400	3	E85
A-10, 5.3L, 8cyl	16	15/18	\$2,800	3	CD S-Mode SS
A-10, 5.3L, 8cyl	16	15/18	\$2,800	3	CD SS
A-10, 6.2L, 8cyl	15	14/17	\$3,900	2	PR CD SS

Manufacturer Model Configuration (trans, eng size, cyl)	MPG		Annual Fuel Cost	GHG Rating	Notes
	Comb	City/Hwy			

## FORD

### F-150 Lightning 4WD ER1

A-1	70	78/63	\$1,100	9	EV
-----	----	-------	---------	---	----

### F-150 Lightning 4WD PRO ER1

A-1	70	78/63	\$1,100	9	EV
-----	----	-------	---------	---	----

### F-150 Lightning 4WD SR

A-1	68	76/61	\$1,100	9	EV
-----	----	-------	---------	---	----

### F-150 Lightning Platinum 4WD

A-1	66	73/60	\$1,150	9	EV
-----	----	-------	---------	---	----

## GMC

### Hummer EV Pickup 2X

A-1	53	59/47	\$1,450	10	EV
-----	----	-------	---------	----	----

### Hummer EV Pickup 3X

A-1	52	58/46	\$1,450	10	EV
-----	----	-------	---------	----	----

### Hummer EV Pickup MT Tires 2X

A-1	47	52/42	\$1,600	10	EV
-----	----	-------	---------	----	----

### Hummer EV Pickup MT Tires 3X

A-1	48	53/43	\$1,600	10	EV
-----	----	-------	---------	----	----

### Sierra 4WD

A-8, 2.7L, 4cyl	18	17/19	\$2,500	4	T CD SS
A-8, 2.7L, 4cyl	17	17/18	\$2,650	3	T CD S-Mode SS
A-10, 3.0L, 6cyl	24	22/26	\$2,150	4	D T S-Mode SS
A-10, 5.3L, 8cyl	16	15/19	\$2,800	3	CD
A-10, 5.3L, 8cyl	17	15/19	\$2,650	3	CD S-Mode SS
A-10, 5.3L, 8cyl	17	15/19	\$2,650	3	CD SS
A-10, 5.3L, 8cyl	17	15/19	\$2,650	3	Gas CD
	12	11/14	\$3,400	3	E85
A-10, 6.2L, 8cyl	16	15/19	\$3,650	3	PR CD SS

### Sierra 4WD AT4X

A-10, 3.0L, 6cyl	19	19/20	\$2,750	3	D T SS
A-10, 6.2L, 8cyl	15	14/16	\$3,900	2	PR CD SS

### Sierra EV

A-1	64	70/59	\$1,200	10	EV
-----	----	-------	---------	----	----

### Sierra Mud Terrain Tires 4WD

A-8, 2.7L, 4cyl	16	16/17	\$2,800	3	T CD SS
A-10, 3.0L, 6cyl	23	21/24	\$2,250	4	D T S-Mode SS
A-10, 5.3L, 8cyl	16	15/19	\$2,800	3	CD
A-10, 5.3L, 8cyl	17	15/19	\$2,650	3	Gas CD
	12	11/14	\$3,400	3	E85
A-10, 5.3L, 8cyl	16	15/18	\$2,800	3	CD S-Mode SS
A-10, 5.3L, 8cyl	16	15/18	\$2,800	3	CD SS
A-10, 6.2L, 8cyl	15	14/17	\$3,900	2	PR CD SS

## HONDA

### Ridgeline AWD

A-S9, 3.5L, 6cyl	21	18/24	\$2,150	4	CD SS
------------------	----	-------	---------	---	-------

### Ridgeline AWD TrailSport

A-S9, 3.5L, 6cyl	20	18/23	\$2,250	4	CD SS
------------------	----	-------	---------	---	-------

## JEEP

### Gladiator 4WD

A-8, 3.6L, 6cyl	19	17/22	\$2,350	4	SS
-----------------	----	-------	---------	---	----

Manufacturer Model Configuration (trans, eng size, cyl)	MPG		Annual Fuel Cost	GHG Rating	Notes
	Comb	City/Hwy			

## NISSAN

### Frontier 4WD

A-S9, 3.8L, 6cyl	19	17/21	\$2,350	4	PT4 SS
------------------	----	-------	---------	---	--------

### Frontier 4WD PRO4X

A-S9, 3.8L, 6cyl	18	16/20	\$2,500	4	PT4 SS
------------------	----	-------	---------	---	--------

## RAM

### 1500 4WD

A-8, 3.0L, 6cyl	19	17/24	\$2,350	4	T SS
-----------------	----	-------	---------	---	------

A-8, 3.6L, 6cyl	21	19/24	\$2,150	4	MHEV SS
-----------------	----	-------	---------	---	---------

### 1500 HO 4WD

A-8, 3.0L, 6cyl	17	15/21	\$3,450	3	P T SS
-----------------	----	-------	---------	---	--------

### 1500 RHO 4WD

A-8, 3.0L, 6cyl	15	14/16	\$3,900	2	P T SS
-----------------	----	-------	---------	---	--------

## RIVIAN

### R1T All-Terrain Dual Large (20in)

A-1	76	82/70	\$1,000	10	EV
-----	----	-------	---------	----	----

### R1T All-Terrain Dual Large Plus (20in)

A-1	72	76/67	\$1,050	10	EV
-----	----	-------	---------	----	----

### R1T All-Terrain Dual Max (20in)

A-1	78	82/73	\$950	10	PT4 EV
-----	----	-------	-------	----	--------

### R1T All-Terrain Performance Dual Large (20in)

A-1	76	82/70	\$1,000	10	EV
-----	----	-------	---------	----	----

### R1T All-Terrain Performance Dual Large Plus (20in)

A-1	72	76/67	\$1,050	10	EV
-----	----	-------	---------	----	----

### R1T All-Terrain Performance Dual Max (20in)

A-1	78	82/73	\$950	10	PT4 EV
-----	----	-------	-------	----	--------

### R1T All-Terrain Tri Max (20in)

A-1	68	72/63	\$1,100	10	EV
-----	----	-------	---------	----	----

### R1T Dual Large (20in)

A-1	79	85/72	\$950	10	EV
-----	----	-------	-------	----	----

### R1T Dual Large (22in)

A-1	85	94/77	\$900	10	EV
-----	----	-------	-------	----	----

### R1T Dual Large Plus (20in)

A-1	78	85/72	\$950	10	EV
-----	----	-------	-------	----	----

### R1T Dual Large Plus (22in)

A-1	82	89/75	\$900	10	EV
-----	----	-------	-------	----	----

### R1T Dual Max (20in)

A-1	80	86/74	\$950	10	PT4 EV
-----	----	-------	-------	----	--------

### R1T Dual Max (22in)

▶A-1	87	93/80	\$850	10	PT4 EV
------	----	-------	-------	----	--------

### R1T Dual Standard (20in)

A-1	79	85/72	\$950	10	PT4 EV
-----	----	-------	-------	----	--------

### R1T Dual Standard (22in)

A-1	85	92/77	\$900	10	PT4 EV
-----	----	-------	-------	----	--------

### R1T Performance Dual Large (20in)

A-1	79	85/72	\$950	10	EV
-----	----	-------	-------	----	----

### R1T Performance Dual Large (22in)

A-1	85	94/77	\$900	10	EV
-----	----	-------	-------	----	----

### R1T Performance Dual Large Plus (20in)

A-1	78	85/72	\$950	10	EV
-----	----	-------	-------	----	----

Manufacturer Model Configuration (trans, eng size, cyl)	MPG		Annual Fuel Cost	GHG Rating	Notes
	Comb	City/Hwy			

### R1T Performance Dual Large Plus (22in)

A-1	82	89/75	\$900	10	EV
-----	----	-------	-------	----	----

### R1T Performance Dual Max (20in)

A-1	80	86/74	\$950	10	PT4 EV
-----	----	-------	-------	----	--------

### R1T Performance Dual Max (22in)

▶A-1	87	93/80	\$850	10	PT4 EV
------	----	-------	-------	----	--------

### R1T Tri Max (22in)

A-1	76	81/70	\$1,000	10	EV
-----	----	-------	---------	----	----

## TOYOTA

### Tundra 4WD

A-S10, 3.4L, 6cyl	19	17/22	\$2,350	4	T PT4 3-Mode SS
-------------------	----	-------	---------	---	-----------------

A-S10, 3.4L, 6cyl	19	17/22	\$2,350	4	T PT4 SS
-------------------	----	-------	---------	---	----------

A-S10, 3.4L, 6cyl	20	19/22	\$2,250	4	T PT4 HEV SS
-------------------	----	-------	---------	---	--------------

### Tundra 4WD PRO

A-S10, 3.4L, 6cyl	19	18/20	\$2,350	4	T PT4 HEV SS
-------------------	----	-------	---------	---	--------------

## SPECIAL PURPOSE VEHICLES 2WD

## CHEVROLET

### Silverado Cab Chassis 2WD

A-10, 5.3L, 8cyl	16	15/18	\$2,800	3	CD SS
------------------	----	-------	---------	---	-------

## GMC

### Sierra Cab Chassis 2WD

A-10, 5.3L, 8cyl	16	15/18	\$2,800	3	CD SS
------------------	----	-------	---------	---	-------

## MERCEDES-BENZ

### GLA250

AM-8, 2.0L, 4cyl	29	26/34	\$2,000	6	PR T MHEV SS
------------------	----	-------	---------	---	--------------

### GLB250

AM-8, 2.0L, 4cyl	28	25/33	\$2,100	6	PR T MHEV SS
------------------	----	-------	---------	---	--------------

## SPECIAL PURPOSE VEHICLES 4WD

## CHEVROLET

### Silverado Cab Chassis 4WD

A-10, 5.3L, 8cyl	15	14/16	\$3,000	2	CD SS
------------------	----	-------	---------	---	-------

## GMC

### Sierra Cab Chassis 4WD

A-10, 5.3L, 8cyl	15	14/16	\$3,000	2	CD SS
------------------	----	-------	---------	---	-------

## MINIVANS 2WD

## CHRYSLER

### Pacifica

A-9, 3.6L, 6cyl	22	19/28	\$2,050	5	SS
-----------------	----	-------	---------	---	----

### Pacifica Hybrid

AV, 3.6L, 6cyl	See page 41 .				PHEV
----------------	---------------	--	--	--	------

### Voyager

A-9, 3.6L, 6cyl	22	19/28	\$2,050	5	SS
-----------------	----	-------	---------	---	----

## HONDA

### Odyssey

A-S10, 3.5L, 6cyl	22	19/28	\$2,050	5	CD SS
-------------------	----	-------	---------	---	-------

Manufacturer Model Configuration (trans, eng size, cyl)	MPG		Annual Fuel Cost	GHG Rating	Notes
	Comb	City/Hwy			

## KIA

### Carnival

A-S8, 3.5L, 6cyl	21	18/26	\$2,150	4	
------------------	----	-------	---------	---	--

### Carnival Hybrid

▶AM-S6, 1.6L, 4cyl	33	34/31	\$1,350	6	T HEV SS
--------------------	----	-------	---------	---	----------

## VOLKSWAGEN

### ID. Buzz

▶A-1	83	90/75	\$900	10	EV
------	----	-------	-------	----	----

## MINIVANS 4WD

## CHRYSLER

### Pacifica AWD

A-9, 3.6L, 6cyl	20	17/25	\$2,250	4	SS
-----------------	----	-------	---------	---	----

## VOLKSWAGEN

### ID. Buzz 4motion

A-1	80	87/74	\$950	10	EV
-----	----	-------	-------	----	----

## SMALL SPORT UTILITY VEHICLES 2WD

## ACURA

### MDX FWD

A-S10, 3.5L, 6cyl	22	19/26	\$2,650	5	P CD SS
-------------------	----	-------	---------	---	---------

## BUICK

### Encore GX FWD

AV, 1.2L, 3cyl	30	30/31	\$1,500	6	Gas T SS
	22	22/23	\$1,850	6	E85
AV, 1.3L, 3cyl	30	29/31	\$1,500	6	T SS

## CADILLAC

### LYRIQ

A-1	92	100/83	\$800	10	EV
-----	----	--------	-------	----	----

### XT4 FWD

A-S9, 2.0L, 4cyl	26	24/29	\$2,250	5	PR T CD SS
------------------	----	-------	---------	---	------------

### XT5 FWD

A-S9, 2.0L, 4cyl	24	22/29	\$2,450	5	PR T CD SS
A-S9, 3.6L, 6cyl	21	19/26	\$2,150	4	CD SS

### XT6 FWD

A-S9, 2.0L, 4cyl	23	21/27	\$2,550	5	PR T CD SS
A-S9, 3.6L, 6cyl	21	19/26	\$2,150	4	CD SS

## CHEVROLET

### Blazer EV RWD

A-1	95	106/85	\$800	10	EV
-----	----	--------	-------	----	----

### Blazer FWD

A-9, 2.0L, 4cyl	25	22/29	\$1,800	5	T CD SS
A-9, 3.6L, 6cyl	22	19/26	\$2,050	5	CD SS

### Equinox EV FWD

A-1	109	117/100	\$700	10	EV
-----	-----	---------	-------	----	----

### Equinox FWD

AV, 1.5L, 4cyl	27	26/28	\$1,650	5	T SS
----------------	----	-------	---------	---	------

Manufacturer Model Configuration (trans, eng size, cyl)	MPG		Annual Fuel Cost	GHG Rating	Notes
	Comb	City/Hwy			

## Trailblazer FWD

AV, 1.2L, 3cyl	30	30/31	\$1,500	6	Gas T SS
	22	22/23	\$1,850	6	E85
AV, 1.3L, 3cyl	31	29/33	\$1,450	6	T SS

## FORD

### Escape FWD

A-8, 1.5L, 3cyl	30	27/34	\$1,500	6	T SS
-----------------	----	-------	---------	---	------

### Escape FWD HEV

AV, 2.5L, 4cyl	39	42/36	\$1,150	7	HEV SS
----------------	----	-------	---------	---	--------

### Escape FWD PHEV

AV, 2.5L, 4cyl	See page 41 .				PHEV SS
----------------	---------------	--	--	--	---------

## GENESIS

### GV60 RWD

A-1	112	125/99	\$700	10	EV
-----	-----	--------	-------	----	----

## GMC

### Terrain FWD

AV, 1.5L, 4cyl	27	26/28	\$1,650	5	T SS
----------------	----	-------	---------	---	------

## HONDA

### CR-V FWD

AV, 1.5L, 4cyl	30	28/34	\$1,500	6	T SS
AV, 2.0L, 4cyl	40	43/36	\$1,100	7	HEV SS

### Pilot FWD

A-S10, 3.5L, 6cyl	22	19/27	\$2,050	5	CD SS
-------------------	----	-------	---------	---	-------

## HYUNDAI

### Ioniq 5 RWD

A-1	114	129/100	\$700	10	EV
-----	-----	---------	-------	----	----

### Ioniq 5 Standard range

A-1	115	131/100	\$650	10	EV
-----	-----	---------	-------	----	----

### Kona Electric (17 inch Wheels)

A-1	116	129/103	\$650	10	EV
-----	-----	---------	-------	----	----

### Kona Electric (19 inch Wheels)

A-1	103	113/93	\$700	10	EV
-----	-----	--------	-------	----	----

### Kona Electric Standard Range

A-1	118	131/105	\$650	10	EV
-----	-----	---------	-------	----	----

### Kona FWD

A-S8, 1.6L, 4cyl	28	26/32	\$1,600	6	T
AV-S1, 2.0L, 4cyl	31	28/35	\$1,450	6	
AV-S1, 2.0L, 4cyl	31	29/34	\$1,450	6	SS

### Palisade FWD

A-S8, 3.8L, 6cyl	22	19/26	\$2,050	5	SS
------------------	----	-------	---------	---	----

### Santa Cruz FWD

A-S8, 2.5L, 4cyl	25	22/30	\$1,800	5	
------------------	----	-------	---------	---	--

### Santa Fe FWD

AM-S8, 2.5L, 4cyl	24	20/29	\$1,900	5	T SS
-------------------	----	-------	---------	---	------

### Santa Fe Hybrid FWD

AM-S6, 1.6L, 4cyl	36	36/35	\$1,250	7	T HEV SS
-------------------	----	-------	---------	---	----------

### Tucson FWD

A-S8, 2.5L, 4cyl	28	25/33	\$1,600	6	SS
------------------	----	-------	---------	---	----

### Venue

AV-S1, 1.6L, 4cyl	31	29/32	\$1,450	6	
-------------------	----	-------	---------	---	--



Manufacturer Model Configuration (trans, eng size, cyl)	MPG		Annual Fuel Cost	GHG Rating	Notes
	Comb	City/Hwy			

## INFINITI

### QX50

AV-S8, 2.0L, 4cyl	26	23/29	\$2,250	5	PR T
-------------------	----	-------	---------	---	------

## KIA

### Niro

AM-S6, 1.6L, 4cyl	49	53/45	\$900	8	HEV SS
-------------------	----	-------	-------	---	--------

### Niro Electric

A-1	113	126/101	\$700	10	EV
-----	-----	---------	-------	----	----

### Niro FE

▶AM-S6, 1.6L, 4cyl	53	53/54	\$850	8	HEV SS
--------------------	----	-------	-------	---	--------

### Niro Plug-in Hybrid

AM-S6, 1.6L, 4cyl	See page 41 .				PHEV SS
-------------------	---------------	--	--	--	---------

### Seltos FWD

AV-S8, 2.0L, 4cyl	31	28/34	\$1,450	6	SS
-------------------	----	-------	---------	---	----

### Sorento FWD

A-S8, 2.5L, 4cyl	26	23/31	\$1,750	5	SS
------------------	----	-------	---------	---	----

AM-S8, 2.5L, 4cyl	23	20/29	\$1,950	5	T SS
-------------------	----	-------	---------	---	------

### Sorento Hybrid FWD

AM-S6, 1.6L, 4cyl	36	36/36	\$1,250	7	T HEV SS
-------------------	----	-------	---------	---	----------

### Sportage FWD

A-S8, 2.5L, 4cyl	28	25/32	\$1,600	6	SS
------------------	----	-------	---------	---	----

### Telluride FWD

A-S8, 3.8L, 6cyl	22	20/26	\$2,050	5	SS
------------------	----	-------	---------	---	----

## LEXUS

### NX 250

A-S8, 2.5L, 4cyl	28	26/33	\$1,600	6	SS
------------------	----	-------	---------	---	----

## LINCOLN

### Corsair FWD

A-S8, 2.0L, 4cyl	25	22/30	\$1,800	5	T SS
------------------	----	-------	---------	---	------

## NISSAN

### ARIYA EVOLVE+ FWD 87kWh

A-1	98	105/91	\$750	10	EV
-----	----	--------	-------	----	----

### ARIYA FWD 63kWh

A-1	101	109/94	\$750	10	EV
-----	-----	--------	-------	----	----

### Kicks

AV, 2.0L, 4cyl	31	28/35	\$1,450	6	SS
----------------	----	-------	---------	---	----

### Pathfinder 2WD

A-S9, 3.5L, 6cyl	23	20/27	\$1,950	5	SS
------------------	----	-------	---------	---	----

### Rogue FWD

AV-S8, 1.5L, 3cyl	33	30/37	\$1,350	6	T SS
-------------------	----	-------	---------	---	------

### Rogue FWD SL/Platinum

AV-S8, 1.5L, 3cyl	32	29/36	\$1,400	6	T SS
-------------------	----	-------	---------	---	------

## TESLA

### Model Y Long Range RWD

▶A-1	125	134/117	\$600	10	EV
------	-----	---------	-------	----	----

Manufacturer Model Configuration (trans, eng size, cyl)	MPG		Annual Fuel Cost	GHG Rating	Notes
	Comb	City/Hwy			

## VOLKSWAGEN

### Atlas

A-S8, 2.0L, 4cyl	22	20/26	\$2,050	5	T SS
------------------	----	-------	---------	---	------

### Atlas Cross Sport

A-S8, 2.0L, 4cyl	23	20/26	\$1,950	5	T SS
------------------	----	-------	---------	---	------

## VOLVO

### EC40

A-1	106	118/95	\$700	10	EV
-----	-----	--------	-------	----	----

### EX30 Single Motor extended range (18 Inch Wheels)

A-1	114	124/103	\$650	10	EV
-----	-----	---------	-------	----	----

### EX30 Single Motor extended range (19/20 Inch Wheels)

A-1	116	127/104	\$650	10	EV
-----	-----	---------	-------	----	----

### EX40

A-1	106	118/94	\$700	10	EV
-----	-----	--------	-------	----	----

## SMALL SPORT UTILITY VEHICLES 4WD

## ACURA

### MDX AWD

A-S10, 3.5L, 6cyl	21	19/25	\$2,800	4	P CD SS
-------------------	----	-------	---------	---	---------

### RDX AWD

A-S10, 2.0L, 4cyl	23	21/27	\$2,550	5	P T SS
-------------------	----	-------	---------	---	--------

### RDX AWD A-SPEC

A-S10, 2.0L, 4cyl	23	21/26	\$2,550	5	P T SS
-------------------	----	-------	---------	---	--------

## ALFA ROMEO

### Stelvio AWD

A-8, 2.0L, 4cyl	24	22/28	\$2,450	5	P T SS
-----------------	----	-------	---------	---	--------

### Tonale eAWD

A-6, 1.3L, 4cyl	See page 41 .				T PHEV
-----------------	---------------	--	--	--	--------

## AUDI

### Q3

A-S8, 2.0L, 4cyl	25	22/29	\$2,350	5	P T SS
------------------	----	-------	---------	---	--------

### Q3 S-Line quattro

A-S8, 2.0L, 4cyl	23	20/28	\$2,550	5	P T SS
------------------	----	-------	---------	---	--------

### Q5 Plug-In Hybrid quattro

AM-S7, 2.0L, 4cyl	See page 41 .				P T PHEV SS
-------------------	---------------	--	--	--	-------------

### Q5 quattro

AM-S7, 2.0L, 4cyl	26	23/29	\$2,250	5	P T MHEV SS
-------------------	----	-------	---------	---	-------------

### Q5 S line quattro

AM-S7, 2.0L, 4cyl	25	23/28	\$2,350	5	P T MHEV SS
-------------------	----	-------	---------	---	-------------

### Q5 Sportback S line quattro

AM-S7, 2.0L, 4cyl	25	23/28	\$2,350	5	P T MHEV SS
-------------------	----	-------	---------	---	-------------

### SQ5

A-S8, 3.0L, 6cyl	21	19/24	\$2,800	4	P T SS
------------------	----	-------	---------	---	--------

### SQ5 Sportback

A-S8, 3.0L, 6cyl	21	19/24	\$2,800	4	P T SS
------------------	----	-------	---------	---	--------

## BMW

### X1 M35i

AM-S7, 2.0L, 4cyl	26	23/31	\$2,250	5	P T SS
-------------------	----	-------	---------	---	--------

Manufacturer Model Configuration (trans, eng size, cyl)	MPG		Annual Fuel Cost	GHG Rating	Notes
	Comb	City/Hwy			
<b>X1 xDrive28i</b>					
AM-S7, 2.0L, 4cyl	28	24/33	\$2,100	6	P T SS
<b>X2 M35i</b>					
AM-S7, 2.0L, 4cyl	26	23/32	\$2,250	5	P T SS
<b>X2 xDrive28i</b>					
AM-S7, 2.0L, 4cyl	28	24/33	\$2,100	6	P T SS
<b>X3 M50i xDrive</b>					
A-S8, 3.0L, 4cyl	27	25/30	\$2,150	5	P T MHEV SS
<b>X3 xDrive30i</b>					
A-S8, 2.0L, 4cyl	29	27/33	\$2,000	6	P T MHEV SS
<b>X4 M</b>					
A-S8, 3.0L, 6cyl	17	15/20	\$3,450	3	P T SS
<b>X4 M Competition</b>					
A-S8, 3.0L, 6cyl	17	15/20	\$3,450	3	P T SS
<b>X4 M40i</b>					
A-S8, 3.0L, 6cyl	23	22/26	\$2,550	5	P T MHEV SS
<b>X4 xDrive30i</b>					
A-S8, 2.0L, 4cyl	24	21/27	\$2,450	5	P T SS
<b>BUICK</b>					
<b>Encore GX AWD</b>					
A-9, 1.3L, 3cyl	27	26/28	\$1,650	5	T SS
<b>Envision AWD</b>					
A-S9, 2.0L, 4cyl	24	22/28	\$1,900	5	T CD SS
<b>CADILLAC</b>					
<b>LYRIQ AWD (11 kW Charger)</b>					
A-1	89	98/80	\$850	10	EV
<b>LYRIQ AWD (19 kW Charger)</b>					
A-1	86	93/77	\$900	10	EV
<b>XT4 AWD</b>					
A-S9, 2.0L, 4cyl	25	23/28	\$2,350	5	PR T CD SS
<b>XT5 AWD</b>					
A-S9, 2.0L, 4cyl	23	21/27	\$2,550	5	PR T CD SS
A-S9, 3.6L, 6cyl	21	18/26	\$2,150	4	CD SS
<b>XT6 AWD</b>					
A-S9, 2.0L, 4cyl	23	21/26	\$2,550	5	PR T CD SS
A-S9, 3.6L, 6cyl	20	18/25	\$2,250	4	CD SS
<b>CHEVROLET</b>					
<b>Blazer AWD</b>					
A-9, 2.0L, 4cyl	24	22/27	\$1,900	5	T CD SS
A-9, 3.6L, 6cyl	21	18/26	\$2,150	4	CD SS
<b>Blazer EV AWD</b>					
A-1	95	102/87	\$800	10	EV
<b>Equinox AWD</b>					
A-8, 1.5L, 4cyl	26	24/29	\$1,750	5	T SS
<b>Equinox EV AWD (11 kW Charger)</b>					
A-1	103	112/95	\$750	10	EV
<b>Equinox EV AWD (19 kW Charger)</b>					
A-1	96	103/88	\$800	10	EV
<b>Trailblazer AWD</b>					
A-9, 1.3L, 3cyl	27	26/29	\$1,650	5	T SS

Manufacturer Model Configuration (trans, eng size, cyl)	MPG		Annual Fuel Cost	GHG Rating	Notes
	Comb	City/Hwy			
<b>DODGE</b>					
<b>Hornet AWD</b>					
A-9, 2.0L, 4cyl	24	21/29	\$1,900	5	T SS
<b>Hornet PHEV AWD</b>					
A-6, 1.3L, 4cyl	See page 41 .				T PHEV
<b>FORD</b>					
<b>Escape AWD</b>					
A-8, 1.5L, 3cyl	28	26/32	\$1,600	6	T SS
A-8, 2.0L, 4cyl	26	23/31	\$1,750	5	T SS
<b>Escape AWD HEV</b>					
AV, 2.5L, 4cyl	39	42/36	\$1,150	7	PT4 HEV SS
<b>GENESIS</b>					
<b>Electrified GV70</b>					
A-1	91	98/83	\$850	10	EV
<b>GV60 AWD (19 inch Wheels)</b>					
A-1	100	110/90	\$750	10	EV
<b>GV60 AWD Advanced (20 inch Wheels)</b>					
A-1	95	103/86	\$800	10	EV
<b>GV60 AWD Performance</b>					
A-1	90	97/82	\$850	10	EV
<b>GV70 AWD</b>					
A-S8, 2.5L, 4cyl	24	22/28	\$2,450	5	P T SS
A-S8, 2.5L, 4cyl	22	19/26	\$2,650	5	P T S-Mode SS
A-S8, 3.5L, 6cyl	20	18/24	\$2,950	4	P T SS
<b>GMC</b>					
<b>Terrain AWD</b>					
A-8, 1.5L, 4cyl	25	24/28	\$1,800	5	T SS
<b>HONDA</b>					
<b>CR-V AWD</b>					
AV, 1.5L, 4cyl	28	26/31	\$1,600	6	T SS
AV, 2.0L, 4cyl	37	40/34	\$1,200	7	HEV SS
<b>Passport AWD</b>					
A-S9, 3.5L, 6cyl	21	19/24	\$2,150	4	CD SS
<b>HYUNDAI</b>					
<b>Ioniq 5 AWD (19 inch Wheels)</b>					
A-1	106	116/96	\$700	10	EV
<b>Ioniq 5 AWD (20 inch Wheels)</b>					
A-1	98	108/88	\$800	10	EV
<b>Ioniq 5 AWD XRT</b>					
A-1	94	103/85	\$800	10	EV
<b>Ioniq 5 N</b>					
A-1	78	84/72	\$950	10	EV
<b>Kona AWD</b>					
A-S8, 1.6L, 4cyl	26	24/29	\$1,750	5	T
AV-S1, 2.0L, 4cyl	28	27/29	\$1,600	6	SS
AV-S1, 2.0L, 4cyl	27	26/29	\$1,650	5	
<b>Palisade AWD</b>					
A-S8, 3.8L, 6cyl	21	19/24	\$2,150	4	SS

Manufacturer Model Configuration (trans, eng size, cyl)	MPG		Annual Fuel Cost	GHG Rating	Notes
	Comb	City/Hwy			
<b>Santa Cruz AWD</b>					
A-S8, 2.5L, 4cyl	24	21/29	\$1,900	5	
AM-S8, 2.5L, 4cyl	22	19/27	\$2,050	5	T
<b>Santa Cruz XRT AWD</b>					
AM-S8, 2.5L, 4cyl	21	18/26	\$2,150	4	T
<b>Santa Fe AWD</b>					
AM-S8, 2.5L, 4cyl	23	20/28	\$1,950	5	T SS
<b>Santa Fe AWD XRT</b>					
AM-S8, 2.5L, 4cyl	22	19/26	\$2,050	5	T SS
<b>Santa Fe Hybrid AWD</b>					
AM-S6, 1.6L, 4cyl	34	35/34	\$1,300	7	T HEV SS
<b>Tucson AWD</b>					
A-S8, 2.5L, 4cyl	26	24/30	\$1,750	5	
<b>Tucson Hybrid</b>					
AM-S6, 1.6L, 4cyl	35	35/35	\$1,300	7	T HEV SS
<b>Tucson Hybrid Blue</b>					
AM-S6, 1.6L, 4cyl	38	38/38	\$1,200	7	T HEV SS
<b>INFINITI</b>					
<b>QX50 AWD</b>					
AV-S8, 2.0L, 4cyl	25	22/28	\$2,350	5	PR T
<b>QX55 AWD</b>					
AV-S8, 2.0L, 4cyl	25	22/28	\$2,350	5	PR T
<b>JAGUAR</b>					
<b>F-Pace</b>					
A-S8, 2.0L, 4cyl	24	22/27	\$2,450	5	P T SS
<b>F-Pace MHEV</b>					
A-S8, 3.0L, 6cyl	21	19/25	\$2,800	4	P T S MHEV SS
<b>F-Pace SVR</b>					
A-S8, 5.0L, 8cyl	17	15/21	\$3,450	3	P S SS
<b>JEEP</b>					
<b>Compass 4WD</b>					
A-8, 2.0L, 4cyl	27	24/32	\$1,650	5	T SS
<b>Wrangler 2dr 4WD</b>					
A-8, 2.0L, 4cyl	21	20/23	\$2,150	4	T SS
M-6, 3.6L, 6cyl	19	17/23	\$2,350	4	SS
<b>Wrangler 4dr 4WD</b>					
A-8, 2.0L, 4cyl	21	20/22	\$2,150	4	T SS
M-6, 3.6L, 6cyl	19	16/22	\$2,350	4	SS
<b>Wrangler 4dr 4xe</b>					
A-8, 2.0L, 4cyl		See page 41 .			T PHEV SS
<b>KIA</b>					
<b>Seltos AWD</b>					
A-S8, 1.6L, 4cyl	25	24/27	\$1,800	5	T
AV-S8, 2.0L, 4cyl	29	27/31	\$1,550	6	SS
<b>Sorento AWD</b>					
A-S8, 2.5L, 4cyl	25	23/28	\$1,800	5	SS
AM-S8, 2.5L, 4cyl	23	20/27	\$1,950	5	T SS
<b>Sorento Hybrid AWD</b>					
AM-S6, 1.6L, 4cyl	34	34/34	\$1,300	7	T HEV SS

Manufacturer Model Configuration (trans, eng size, cyl)	MPG		Annual Fuel Cost	GHG Rating	Notes
	Comb	City/Hwy			
<b>Sportage AWD</b>					
A-S8, 2.5L, 4cyl	25	23/27	\$1,800	5	SS
<b>Sportage Hybrid AWD</b>					
AM-S6, 1.6L, 4cyl	38	38/38	\$1,200	7	T HEV SS
<b>Sportage Hybrid FWD</b>					
AM-S6, 1.6L, 4cyl	43	42/44	\$1,050	8	T HEV SS
<b>Sportage Plug-in Hybrid</b>					
AM-S6, 1.6L, 4cyl		See page 41 .			T PHEV SS
<b>Sportage X-pro</b>					
A-S8, 2.5L, 4cyl	26	23/30	\$1,750	5	SS
<b>Telluride AWD</b>					
A-S8, 3.8L, 6cyl	20	18/23	\$2,250	4	SS
<b>LAND ROVER</b>					
<b>Discovery Sport</b>					
A-S9, 2.0L, 4cyl	20	19/23	\$2,950	4	P T SS
<b>Range Rover Evoque</b>					
A-S9, 2.0L, 4cyl	22	20/27	\$2,650	5	P T SS
<b>Range Rover Velar</b>					
A-S8, 2.0L, 4cyl	23	22/26	\$2,550	5	P T SS
<b>Range Rover Velar P340 MHEV</b>					
A-S8, 3.0L, 6cyl	22	19/26	\$2,650	5	P T S MHEV SS
<b>Range Rover Velar P400 MHEV</b>					
A-S8, 3.0L, 6cyl	21	19/25	\$2,800	4	P T S MHEV SS
<b>LEXUS</b>					
<b>NX 250 AWD</b>					
A-S8, 2.5L, 4cyl	28	25/32	\$1,600	6	SS
<b>NX 350 AWD</b>					
A-S8, 2.4L, 4cyl	24	21/28	\$2,450	5	PR T SS
<b>NX 350 AWD F Sport</b>					
A-S8, 2.4L, 4cyl	24	21/28	\$2,450	5	PR T SS
<b>NX 350h AWD</b>					
AV-S6, 2.5L, 4cyl	39	41/37	\$1,500	7	P HEV SS
<b>NX 450h Plus AWD</b>					
AV-S6, 2.5L, 4cyl		See page 41 .			P PHEV SS
<b>LINCOLN</b>					
<b>Corsair AWD</b>					
A-S8, 2.0L, 4cyl	24	21/28	\$1,900	5	T SS
<b>Corsair AWD PHEV</b>					
AV, 2.5L, 4cyl		See page 41 .			PT4 PHEV SS
<b>Nautilus AWD</b>					
A-8, 2.0L, 4cyl	24	21/29	\$1,900	5	T SS
<b>Nautilus HEV AWD</b>					
AV, 2.0L, 4cyl	30	30/31	\$1,500	6	T PT4 HEV SS
<b>MASERATI</b>					
<b>Grecale Folgore (20 inch Wheels)</b>					
A-1	75	80/70	\$1,000	10	EV
<b>Grecale Folgore (21 inch Wheels)</b>					
A-1	62	65/59	\$1,200	10	EV

Manufacturer Model Configuration (trans, eng size, cyl)	MPG		Annual Fuel Cost	GHG Rating	Notes
	Comb	City/Hwy			

### Grecale Modena

A-8, 2.0L, 4cyl	24	22/28	\$2,450	5	P T MHEV SS
-----------------	----	-------	---------	---	-------------

## MAZDA

### CX-30 4WD

A-S6, 2.5L, 4cyl	29	26/33	\$1,550	6	CD
A-S6, 2.5L, 4cyl	25	22/30	\$1,800	5	T

### CX-5 4WD

A-S6, 2.5L, 4cyl	28	26/30	\$1,600	6	CD SS
A-S6, 2.5L, 4cyl	25	23/29	\$1,800	5	
A-S6, 2.5L, 4cyl	24	22/27	\$1,900	5	T

### CX-50 4WD

A-S6, 2.5L, 4cyl	28	25/31	\$1,600	6	CD
A-S6, 2.5L, 4cyl	25	23/29	\$1,800	5	T SS

## MERCEDES-BENZ

### GLA250 4matic

AM-8, 2.0L, 4cyl	28	25/33	\$2,100	6	PR T MHEV SS
------------------	----	-------	---------	---	--------------

### GLB250 4matic

AM-8, 2.0L, 4cyl	27	24/33	\$2,150	5	PR T MHEV SS
------------------	----	-------	---------	---	--------------

### GLC300 4matic

A-9, 2.0L, 4cyl	26	23/31	\$2,250	5	PR T MHEV SS
-----------------	----	-------	---------	---	--------------

### GLC300 4matic Coupe

A-9, 2.0L, 4cyl	26	23/31	\$2,250	5	PR T MHEV SS
-----------------	----	-------	---------	---	--------------

### GLC350e 4matic with EQ Hybrid Tech

A-9, 2.0L, 4cyl	See page 41 .				PR T PHEV SS
-----------------	---------------	--	--	--	--------------

### GLE350

A-9, 2.0L, 4cyl	23	21/28	\$2,550	5	PR T MHEV SS
-----------------	----	-------	---------	---	--------------

### GLE350 4matic

A-9, 2.0L, 4cyl	22	19/26	\$2,650	5	PR T MHEV SS
-----------------	----	-------	---------	---	--------------

## MINI

### Countryman S All4

AM-S7, 2.0L, 4cyl	27	24/32	\$2,150	6	P T SS
-------------------	----	-------	---------	---	--------

### Countryman SE ALL4 (18 inch Wheels)

A-1	96	99/94	\$800	10	EV
-----	----	-------	-------	----	----

### Countryman SE ALL4 (19 inch Wheels)

A-1	91	94/88	\$850	10	EV
-----	----	-------	-------	----	----

### JCW Countryman All4

AM-S7, 2.0L, 4cyl	26	23/30	\$2,250	5	P T SS
-------------------	----	-------	---------	---	--------

## NISSAN

### ARIYA e-4ORCE 63kWh

A-1	95	101/89	\$800	10	EV
-----	----	--------	-------	----	----

### ARIYA ENGAGE+/EVOLVE+ e-4ORCE 87kWh

A-1	92	97/86	\$800	10	EV
-----	----	-------	-------	----	----

### ARIYA PLATINUM+ e-4ORCE 87kWh 19in. Wheels

A-1	90	93/87	\$850	10	EV
-----	----	-------	-------	----	----

### ARIYA PLATINUM+ e-4ORCE 87kWh 20in. Wheels

A-1	87	89/84	\$850	10	EV
-----	----	-------	-------	----	----

### Kicks AWD

AV, 2.0L, 4cyl	30	27/34	\$1,500	6	
----------------	----	-------	---------	---	--

### Pathfinder 4WD

A-S9, 3.5L, 6cyl	23	21/27	\$1,950	5	SS
------------------	----	-------	---------	---	----

Manufacturer Model Configuration (trans, eng size, cyl)	MPG		Annual Fuel Cost	GHG Rating	Notes
	Comb	City/Hwy			

### Pathfinder 4WD Rock Creek

A-S9, 3.5L, 6cyl	21	20/23	\$2,800	4	P SS
------------------	----	-------	---------	---	------

### Rogue AWD

AV-S8, 1.5L, 3cyl	31	28/35	\$1,450	6	T SS
-------------------	----	-------	---------	---	------

### Rogue AWD Rock Creek

AV-S8, 1.5L, 3cyl	29	27/32	\$1,550	6	T SS
-------------------	----	-------	---------	---	------

### Rogue AWD SL/Platinum

AV-S8, 1.5L, 3cyl	31	28/34	\$1,450	6	T SS
-------------------	----	-------	---------	---	------

## PORSCHE

### Macan

AM-S7, 2.0L, 4cyl	21	19/25	\$2,800	4	PR T SS
-------------------	----	-------	---------	---	---------

### Macan 4 Electric

A-1	98	107/89	\$800	10	EV
-----	----	--------	-------	----	----

### Macan 4S Electric

A-1	91	98/83	\$850	10	EV
-----	----	-------	-------	----	----

### Macan S

AM-S7, 2.9L, 6cyl	19	17/23	\$3,100	4	PR T SS
-------------------	----	-------	---------	---	---------

### Macan T

AM-S7, 2.0L, 4cyl	21	19/25	\$2,800	4	PR T SS
-------------------	----	-------	---------	---	---------

### Macan Turbo Electric

A-1	91	99/84	\$850	10	EV
-----	----	-------	-------	----	----

## SUBARU

### Crosstrek AWD

AV-S8, 2.0L, 4cyl	29	27/34	\$1,550	6	SS
AV-S8, 2.5L, 4cyl	29	27/33	\$1,550	6	SS

### Crosstrek Wilderness AWD

AV-S8, 2.5L, 4cyl	27	25/29	\$1,650	5	SS
-------------------	----	-------	---------	---	----

### Forester AWD

AV-S8, 2.5L, 4cyl	29	26/33	\$1,550	6	SS
-------------------	----	-------	---------	---	----

### Forester Sport/Touring AWD

AV-S8, 2.5L, 4cyl	28	25/32	\$1,600	6	SS
-------------------	----	-------	---------	---	----

### Outback AWD

AV-S8, 2.4L, 4cyl	25	22/29	\$1,800	5	T SS
AV-S8, 2.5L, 4cyl	28	26/32	\$1,600	6	SS

### Outback Wilderness AWD

AV-S8, 2.4L, 4cyl	23	21/26	\$1,950	5	T SS
-------------------	----	-------	---------	---	------

### Solterra AWD

A-1	104	114/94	\$700	10	EV
-----	-----	--------	-------	----	----

### Solterra Limited/Touring AWD

A-1	102	111/93	\$750	10	EV
-----	-----	--------	-------	----	----

## TESLA

### Model Y Long Range AWD

A-1	117	123/111	\$650	10	EV
-----	-----	---------	-------	----	----

### Model Y Performance AWD

A-1	104	110/97	\$750	10	EV
-----	-----	--------	-------	----	----

## VOLKSWAGEN

### Atlas 4motion Peak Edition

A-S8, 2.0L, 4cyl	20	18/25	\$2,250	4	T SS
------------------	----	-------	---------	---	------

### Atlas Cross Sport 4motion

A-S8, 2.0L, 4cyl	21	19/26	\$2,150	4	T SS
------------------	----	-------	---------	---	------



Manufacturer Model Configuration (trans, eng size, cyl)	MPG		Annual Fuel Cost	GHG Rating	Notes
	Comb	City/Hwy			
<b>Atlas SE 4motion</b>					
A-S8, 2.0L, 4cyl	21	19/26	\$2,150	4	T SS
<b>Atlas SEL 4motion</b>					
A-S8, 2.0L, 4cyl	21	18/25	\$2,150	4	T SS
<b>ID.4 AWD Pro</b>					
A-1	102	108/96	\$750	10	EV
<b>ID.4 AWD Pro S</b>					
A-1	102	108/96	\$750	10	EV

## VOLVO

### EC40 Twin

A-1	97	105/88	\$800	10	EV
-----	----	--------	-------	----	----

### EX30 Twin Performance (19 Inch Wheels)

A-1	109	116/100	\$700	10	EV
-----	-----	---------	-------	----	----

### EX30 Twin Performance (20 Inch Wheels)

A-1	109	118/99	\$700	10	EV
-----	-----	--------	-------	----	----

### EX40 Twin

A-1	94	103/85	\$800	10	EV
-----	----	--------	-------	----	----

### XC40 B5 AWD

A-S8, 2.0L, 4cyl	26	23/30	\$2,250	5	PR T MHEV SS
------------------	----	-------	---------	---	--------------

### XC60 B5 AWD

A-S8, 2.0L, 4cyl	26	23/30	\$2,250	5	PR T MHEV SS
------------------	----	-------	---------	---	--------------

### XC60 T8 AWD

A-S8, 2.0L, 4cyl	See page 41 .			10	PR T PHEV SS
------------------	---------------	--	--	----	--------------

## STANDARD SPORT UTILITY VEHICLES 2WD

## AUDI

### Q4 45 e-tron

A-1	115	125/104	\$650	10	EV
-----	-----	---------	-------	----	----

### Q6 e-tron (19 inch wheels)

A-1	100	106/93	\$750	10	EV
-----	-----	--------	-------	----	----

### Q6 e-tron (20 inch wheels)

A-1	96	103/88	\$800	10	EV
-----	----	--------	-------	----	----

### Q6 e-tron ultra

A-1	104	112/96	\$750	10	EV
-----	-----	--------	-------	----	----

## BMW

### X5 sDrive40i

A-S8, 3.0L, 6cyl	25	23/27	\$2,350	5	P T MHEV SS
------------------	----	-------	---------	---	-------------

## BUICK

### Enclave FWD

A-8, 2.5L, 4cyl	23	20/27	\$1,950	5	T SS
-----------------	----	-------	---------	---	------

## CADILLAC

### Escalade 2WD

A-10, 6.2L, 8cyl	17	15/19	\$3,450	3	PR CD SS
------------------	----	-------	---------	---	----------

## CHEVROLET

### Suburban 2WD

A-10, 5.3L, 8cyl	17	15/20	\$2,650	3	CD SS
A-10, 6.2L, 8cyl	16	15/19	\$3,650	3	PR CD SS

Manufacturer Model Configuration (trans, eng size, cyl)	MPG		Annual Fuel Cost	GHG Rating	Notes
	Comb	City/Hwy			
<b>Tahoe 2WD</b>					
A-10, 5.3L, 8cyl	17	15/20	\$2,650	3	CD SS
A-10, 6.2L, 8cyl	17	15/20	\$3,450	3	PR CD SS
<b>Traverse FWD</b>					
A-8, 2.5L, 4cyl	23	20/27	\$1,950	5	T SS

## DODGE

### Durango RWD

A-8, 3.6L, 6cyl	20	18/25	\$2,250	4	SS
A-8, 5.7L, 8cyl	17	14/22	\$3,150	3	Mid CD

## FORD

### Explorer RWD

A-10, 2.3L, 4cyl	24	20/29	\$1,900	5	T SS
A-10, 3.0L, 6cyl	21	18/25	\$2,150	4	T SS
A-S10, 3.0L, 6cyl	21	18/25	\$2,150	4	T SS

## GMC

### Acadia FWD

A-8, 2.5L, 4cyl	23	20/27	\$1,950	5	T SS
-----------------	----	-------	---------	---	------

### Yukon 2WD

A-10, 5.3L, 8cyl	17	15/20	\$2,650	3	CD SS
A-10, 6.2L, 8cyl	17	15/20	\$3,450	3	PR CD SS

### Yukon XL 2WD

A-10, 5.3L, 8cyl	17	15/20	\$2,650	3	CD SS
A-10, 6.2L, 8cyl	16	15/19	\$3,650	3	PR CD SS

## INFINITI

### QX60 FWD

A-S9, 2.0L, 4cyl	24	22/28	\$2,450	5	PR T SS
------------------	----	-------	---------	---	---------

### QX80 2WD

A-S9, 3.5L, 6cyl	18	16/20	\$3,250	4	PR T SS
------------------	----	-------	---------	---	---------

## JEEP

### Grand Cherokee 2WD

A-8, 3.6L, 6cyl	22	19/26	\$2,050	5	SS
-----------------	----	-------	---------	---	----

### Grand Cherokee L 2WD

A-8, 3.6L, 6cyl	21	19/26	\$2,150	4	SS
-----------------	----	-------	---------	---	----

### Wagoneer 2WD

A-8, 3.0L, 6cyl	20	17/24	\$2,250	4	T SS
-----------------	----	-------	---------	---	------

### Wagoneer L 2WD

A-8, 3.0L, 6cyl	20	17/24	\$2,250	4	T SS
-----------------	----	-------	---------	---	------

## KIA

### EV9 Long Range RWD

A-1	89	100/78	\$850	10	EV
-----	----	--------	-------	----	----

### EV9 Standard Range RWD

A-1	88	99/77	\$850	10	EV
-----	----	-------	-------	----	----

## LINCOLN

### Aviator RWD

A-S10, 3.0L, 6cyl	21	18/25	\$2,150	4	T SS
-------------------	----	-------	---------	---	------

Manufacturer Model Configuration (trans, eng size, cyl)	MPG		Annual Fuel Cost	GHG Rating	Notes
	Comb	City/Hwy			

## MERCEDES-BENZ

### EQS 450 Plus (SUV)

A-1	82	84/79	\$900	10	EV SS
-----	----	-------	-------	----	-------

## POLESTAR

### 3 Long Range Single Motor (20 Inch Wheels)

A-1	94	103/84	\$800	10	EV
-----	----	--------	-------	----	----

### 3 Long Range Single Motor (21 Inch Wheels)

A-1	95	105/86	\$800	10	EV
-----	----	--------	-------	----	----

### 3 Long Range Single Motor (22 Inch Wheels)

A-1	91	100/82	\$850	10	EV
-----	----	--------	-------	----	----

### 4 Long Range Single Motor

A-1	90	93/87	\$850	10	EV
-----	----	-------	-------	----	----

## TOYOTA

### Sequoia 2WD

A-S10, 3.4L, 6cyl	22	21/24	\$2,050	5	T HEV SS
-------------------	----	-------	---------	---	----------

### STANDARD SPORT UTILITY VEHICLES 4WD

## ACURA

### MDX AWD Type-S

A-S10, 3.0L, 6cyl	19	17/21	\$3,100	4	P T CD SS
-------------------	----	-------	---------	---	-----------

## ASTON MARTIN

### DBX 707

A-9, 4.0L, 8cyl	17	15/20	\$3,450	3	P T CD
-----------------	----	-------	---------	---	--------

## AUDI

### Q4 55 e-tron quattro

A-1	100	107/92	\$750	10	EV
-----	-----	--------	-------	----	----

### Q4 Sportback 55 e-tron quattro

A-1	100	107/92	\$750	10	EV
-----	-----	--------	-------	----	----

### Q6 e-tron quattro (19 inch wheels)

A-1	99	105/93	\$750	10	EV
-----	----	--------	-------	----	----

### Q6 e-tron quattro (20 inch wheels)

A-1	95	102/89	\$800	10	EV
-----	----	--------	-------	----	----

### Q6 Sportback e-tron quattro (19 inch wheels)

A-1	103	109/97	\$750	10	EV
-----	-----	--------	-------	----	----

### Q6 Sportback e-tron quattro (20 inch wheels)

A-1	98	104/92	\$750	10	EV
-----	----	--------	-------	----	----

### Q7

A-S8, 2.0L, 4cyl	22	20/26	\$2,650	5	P T SS
------------------	----	-------	---------	---	--------

A-S8, 3.0L, 6cyl	20	18/23	\$2,950	4	P T MHEV SS
------------------	----	-------	---------	---	-------------

### Q8 e-tron quattro (20 inch wheels)

A-1	78	77/80	\$950	10	EV
-----	----	-------	-------	----	----

### Q8 e-tron quattro (21 inch wheels)

A-1	74	73/75	\$1,000	10	EV
-----	----	-------	---------	----	----

### Q8 quattro

A-S8, 3.0L, 6cyl	19	17/23	\$3,100	4	P T MHEV SS
------------------	----	-------	---------	---	-------------

### Q8 Sportback e-tron quattro (20 inch wheels)

A-1	78	77/80	\$950	10	EV
-----	----	-------	-------	----	----

Manufacturer Model Configuration (trans, eng size, cyl)	MPG		Annual Fuel Cost	GHG Rating	Notes
	Comb	City/Hwy			

### Q8 Sportback e-tron quattro (21 inch wheels)

A-1	74	73/75	\$1,000	10	EV
-----	----	-------	---------	----	----

### RS Q8 Performance

A-S8, 4.0L, 8cyl	16	14/20	\$3,650	3	P T CD MHEV SS
------------------	----	-------	---------	---	----------------

### SQ6 e-tron

A-1	89	96/82	\$850	10	EV
-----	----	-------	-------	----	----

### SQ6 Sportback e-tron

A-1	91	97/85	\$850	10	EV
-----	----	-------	-------	----	----

### SQ7

A-S8, 4.0L, 8cyl	17	15/21	\$3,450	3	P T CD SS
------------------	----	-------	---------	---	-----------

### SQ8

A-S8, 4.0L, 8cyl	17	15/21	\$3,450	3	P T CD SS
------------------	----	-------	---------	---	-----------

### SQ8 e-tron (20 inch wheels)

A-1	70	68/72	\$1,100	10	EV
-----	----	-------	---------	----	----

### SQ8 e-tron (21/22 inch wheels)

A-1	60	59/60	\$1,250	10	EV
-----	----	-------	---------	----	----

### SQ8 Sportback e-tron (20 inch wheels)

A-1	70	68/72	\$1,100	10	EV
-----	----	-------	---------	----	----

### SQ8 Sportback e-tron (21/22 inch wheels)

A-1	60	59/60	\$1,250	10	EV
-----	----	-------	---------	----	----

## BENTLEY

### Bentayga

A-S8, 4.0L, 8cyl	16	14/21	\$3,650	3	P T CD SS
------------------	----	-------	---------	---	-----------

### Bentayga EWB

A-S8, 4.0L, 8cyl	16	14/21	\$3,650	3	P T CD SS
------------------	----	-------	---------	---	-----------

### Bentayga Hybrid

A-S8, 3.0L, 6cyl	See page 41 .				P T PHEV SS
------------------	---------------	--	--	--	-------------

## BMW

### Alpina XB7

A-S8, 4.4L, 8cyl	17	16/20	\$3,450	4	P T MHEV
------------------	----	-------	---------	---	----------

### iX M60 (21 inch Wheels)

A-1	76	75/77	\$1,000	10	EV
-----	----	-------	---------	----	----

### iX M60 (22 inch Wheels)

A-1	77	75/79	\$1,000	10	EV
-----	----	-------	---------	----	----

### iX xDrive40 (20 inch Wheels)

A-1	86	87/85	\$900	10	EV
-----	----	-------	-------	----	----

### iX xDrive40 (21 inch Wheels)

A-1	83	84/81	\$900	10	EV
-----	----	-------	-------	----	----

### iX xDrive40 (22 inch Wheels)

A-1	87	89/85	\$850	10	EV
-----	----	-------	-------	----	----

### iX xDrive50 (20 inch wheels)

A-1	83	82/84	\$900	10	EV
-----	----	-------	-------	----	----

### iX xDrive50 (21 inch wheels)

A-1	81	82/81	\$950	10	EV
-----	----	-------	-------	----	----

### iX xDrive50 (22 inch wheels)

A-1	81	82/81	\$950	10	EV
-----	----	-------	-------	----	----

### X5 M Competition

A-S8, 4.4L, 8cyl	15	13/18	\$3,900	2	PR T MHEV SS
------------------	----	-------	---------	---	--------------

### X5 M60i xDrive

A-S8, 4.4L, 8cyl	19	17/22	\$3,100	4	P T MHEV SS
------------------	----	-------	---------	---	-------------

Manufacturer Model Configuration (trans, eng size, cyl)	MPG		Annual Fuel Cost	GHG Rating	Notes
	Comb	City/Hwy			
<b>X5 xDrive40i</b>					
A-S8, 3.0L, 6cyl	25	23/27	\$2,350	5	P T MHEV SS
<b>X6 M Competition</b>					
A-S8, 4.4L, 8cyl	15	13/18	\$3,900	2	PR T MHEV SS
<b>X6 M60i xDrive</b>					
A-S8, 4.4L, 8cyl	19	17/22	\$3,100	4	P T MHEV SS
<b>X6 xDrive40i</b>					
A-S8, 3.0L, 6cyl	24	23/26	\$2,450	5	P T MHEV SS
<b>X7 M60i xDrive</b>					
A-S8, 4.4L, 8cyl	18	16/20	\$3,250	4	P T MHEV SS
<b>X7 xDrive40i</b>					
A-S8, 3.0L, 6cyl	22	20/24	\$2,650	5	P T MHEV SS
<b>XM</b>					
A-S8, 4.4L, 8cyl	See page 41 .				PR T PHEV SS

## BUICK

### Enclave AWD

A-8, 2.5L, 4cyl	21	19/24	\$2,150	4	T SS
-----------------	----	-------	---------	---	------

## CADILLAC

### Escalade 4WD

A-10, 6.2L, 8cyl	16	14/18	\$3,650	3	PR CD SS
------------------	----	-------	---------	---	----------

### Escalade V AWD

A-S10, 6.2L, 8cyl	13	11/17	\$4,500	1	PR S
-------------------	----	-------	---------	---	------

## CHEVROLET

### Suburban 4WD

A-10, 5.3L, 8cyl	16	14/19	\$2,800	3	CD SS
A-10, 6.2L, 8cyl	16	14/18	\$3,650	3	PR CD SS

### Tahoe 4WD

A-10, 5.3L, 8cyl	17	15/19	\$2,650	3	CD SS
A-10, 6.2L, 8cyl	16	14/18	\$3,650	3	PR CD SS

### Traverse AWD

A-8, 2.5L, 4cyl	21	19/24	\$2,150	4	T SS
-----------------	----	-------	---------	---	------

## DODGE

### Durango AWD

A-8, 3.6L, 6cyl	20	17/24	\$2,250	4	SS
A-8, 5.7L, 8cyl	17	14/22	\$3,150	3	Mid CD

### Durango SRT AWD

A-8, 6.2L, 8cyl	13	12/17	\$4,500	1	P S
-----------------	----	-------	---------	---	-----

## FERRARI

### Purosangue

AM-8, 6.5L, 12cyl	12	11/15	\$4,900	1	PR SS
-------------------	----	-------	---------	---	-------

## FORD

### Explorer AWD

A-10, 2.3L, 4cyl	23	20/27	\$1,950	5	T PT4 SS
A-10, 3.0L, 6cyl	21	18/25	\$2,150	4	T PT4 SS
A-S10, 3.0L, 6cyl	20	18/25	\$2,250	4	T PT4 SS

Manufacturer Model Configuration (trans, eng size, cyl)	MPG		Annual Fuel Cost	GHG Rating	Notes
	Comb	City/Hwy			

## GENESIS

### GV80 AWD

A-S8, 2.5L, 4cyl	21	19/24	\$2,800	4	P T SS
A-S8, 3.5L, 6cyl	19	16/22	\$3,100	4	P T SS

### GV80 MHEV

A-S8, 3.5L, 6cyl	20	18/22	\$2,950	4	P T S MHEV SS
------------------	----	-------	---------	---	---------------

## GMC

### Acadia AWD

A-8, 2.5L, 4cyl	21	19/24	\$2,150	4	T SS
-----------------	----	-------	---------	---	------

### Hummer EV SUV 2X

A-1	53	59/46	\$1,450	10	EV
-----	----	-------	---------	----	----

### Hummer EV SUV 3X

A-1	52	58/46	\$1,450	10	EV
-----	----	-------	---------	----	----

### Hummer EV SUV MT Tires 2X

A-1	47	52/42	\$1,600	10	EV
-----	----	-------	---------	----	----

### Hummer EV SUV MT Tires 3X

A-1	48	53/43	\$1,600	10	EV
-----	----	-------	---------	----	----

### Yukon 4WD

A-10, 5.3L, 8cyl	17	15/19	\$2,650	3	CD SS
A-10, 6.2L, 8cyl	16	14/18	\$3,650	3	PR CD SS

### Yukon XL 4WD

A-10, 5.3L, 8cyl	16	14/19	\$2,800	3	CD SS
A-10, 6.2L, 8cyl	16	14/18	\$3,650	3	PR CD SS

## HONDA

### Pilot AWD

A-S10, 3.5L, 6cyl	21	19/25	\$2,150	4	CD SS
-------------------	----	-------	---------	---	-------

### Pilot AWD Touring/Elite/Black

A-S10, 3.5L, 6cyl	21	19/25	\$2,150	4	CD SS
-------------------	----	-------	---------	---	-------

### Pilot AWD TrailSport

A-S10, 3.5L, 6cyl	20	18/23	\$2,250	4	CD SS
-------------------	----	-------	---------	---	-------

## INEOS AUTOMOTIVE

### Grenadier

A-S8, 3.0L, 6cyl	15	15/15	\$3,900	2	P T SS
------------------	----	-------	---------	---	--------

### Grenadier Trialmaster Edition

A-S8, 3.0L, 6cyl	14	14/14	\$4,200	2	P T SS
------------------	----	-------	---------	---	--------

## INFINITI

### QX60 AWD

A-S9, 2.0L, 4cyl	24	22/27	\$2,450	5	PR T SS
------------------	----	-------	---------	---	---------

### QX80 4WD

A-S9, 3.5L, 6cyl	17	16/19	\$3,450	3	PR T SS
------------------	----	-------	---------	---	---------

## JEEP

### Grand Cherokee 4WD

A-8, 3.6L, 6cyl	22	19/26	\$2,050	5	SS
-----------------	----	-------	---------	---	----

### Grand Cherokee 4xe

A-8, 2.0L, 4cyl	See page 41 .				T PHEV
-----------------	---------------	--	--	--	--------

### Grand Cherokee L 4WD

A-8, 3.6L, 6cyl	21	18/25	\$2,150	4	SS
-----------------	----	-------	---------	---	----

Manufacturer Model Configuration (trans, eng size, cyl)	MPG		Annual Fuel Cost	GHG Rating	Notes
	Comb	City/Hwy			
<b>Grand Wagoneer 4WD</b>					
A-8, 3.0L, 6cyl	17	14/20	\$3,450	3	P T SS
<b>Grand Wagoneer L 4WD</b>					
A-8, 3.0L, 6cyl	17	14/20	\$3,450	3	P T SS
<b>Wagoneer 4WD</b>					
A-8, 3.0L, 6cyl	19	16/23	\$2,350	4	T SS
<b>Wagoneer L 4WD</b>					
A-8, 3.0L, 6cyl	19	16/23	\$2,350	4	T SS

## KIA

### EV9 Long Range AWD

A-1	83	91/75	\$900	10	EV
-----	----	-------	-------	----	----

### EV9 Long Range AWD GT-Line

A-1	80	88/72	\$950	10	EV
-----	----	-------	-------	----	----

## LAND ROVER

### Defender 110

A-S8, 2.0L, 4cyl	19	18/20	\$3,100	4	P T SS
A-S8, 5.0L, 8cyl	16	14/18	\$3,650	2	P S SS

### Defender 110 MHEV

A-S8, 3.0L, 6cyl	19	18/20	\$3,100	4	P T S MHEV SS
------------------	----	-------	---------	---	---------------

### Defender 130

A-S8, 5.0L, 8cyl	16	14/19	\$3,650	3	P S SS
------------------	----	-------	---------	---	--------

### Defender 130 Outbound

A-S8, 3.0L, 6cyl	18	16/19	\$3,250	3	PR T S MHEV SS
------------------	----	-------	---------	---	----------------

### Defender 130 P300 MHEV

A-S8, 3.0L, 6cyl	18	17/20	\$3,250	4	P T S MHEV SS
------------------	----	-------	---------	---	---------------

### Defender 130 P400 MHEV

A-S8, 3.0L, 6cyl	19	18/20	\$3,100	4	P T S MHEV SS
------------------	----	-------	---------	---	---------------

### Defender 90

A-S8, 2.0L, 4cyl	19	18/21	\$3,100	4	P T SS
A-S8, 5.0L, 8cyl	16	15/19	\$3,650	3	P S SS

### Defender 90 MHEV

A-S8, 3.0L, 6cyl	19	18/21	\$3,100	4	P T S MHEV SS
------------------	----	-------	---------	---	---------------

### Discovery

A-S8, 2.0L, 4cyl	21	19/24	\$2,800	4	P T SS
------------------	----	-------	---------	---	--------

### Discovery MHEV

A-S8, 3.0L, 6cyl	19	17/23	\$3,100	4	P T S MHEV SS
------------------	----	-------	---------	---	---------------

### Range Rover LWB MHEV

A-S8, 4.4L, 8cyl	18	16/22	\$3,250	4	P T MHEV SS
------------------	----	-------	---------	---	-------------

### Range Rover MHEV

A-S8, 4.4L, 8cyl	19	16/23	\$3,100	4	P T MHEV SS
------------------	----	-------	---------	---	-------------

### Range Rover P400 LWB MHEV

A-S8, 3.0L, 6cyl	21	19/24	\$2,800	4	P T S MHEV SS
------------------	----	-------	---------	---	---------------

### Range Rover P400 MHEV

A-S8, 3.0L, 6cyl	21	19/24	\$2,800	4	P T S MHEV SS
------------------	----	-------	---------	---	---------------

### Range Rover P550 PHEV

A-S8, 3.0L, 6cyl	See page 41 .				P T PHEV SS
------------------	---------------	--	--	--	-------------

### Range Rover Sport MHEV

A-S8, 4.4L, 8cyl	19	16/23	\$3,100	4	P T MHEV SS
------------------	----	-------	---------	---	-------------

### Range Rover Sport P360 MHEV

A-S8, 3.0L, 6cyl	22	20/25	\$2,650	5	P T S MHEV SS
------------------	----	-------	---------	---	---------------

Manufacturer Model Configuration (trans, eng size, cyl)	MPG		Annual Fuel Cost	GHG Rating	Notes
	Comb	City/Hwy			
<b>Range Rover Sport P400 MHEV</b>					
A-S8, 3.0L, 6cyl	22	20/25	\$2,650	5	P T S MHEV SS
<b>Range Rover Sport P460 PHEV</b>					
A-S8, 3.0L, 6cyl	See page 41 .				P T PHEV SS
<b>Range Rover Sport SVR MHEV</b>					
A-S8, 4.4L, 8cyl	18	16/22	\$3,250	4	P T MHEV SS
<b>Range Rover SV LWB MHEV</b>					
A-S8, 4.4L, 8cyl	18	16/22	\$3,250	4	P T MHEV SS
<b>Range Rover SV MHEV</b>					
A-S8, 4.4L, 8cyl	18	16/22	\$3,250	4	P T MHEV SS

## LINCOLN

### Aviator AWD

A-S10, 3.0L, 6cyl	20	17/25	\$2,250	4	T PT4 SS
-------------------	----	-------	---------	---	----------

## MAZDA

### CX-70 4WD

A-S8, 3.3L, 6cyl	25	24/28	\$1,800	5	T MHEV
A-S8, 3.3L, 6cyl	25	23/28	\$2,350	5	P T MHEV

### CX-70 4WD PHEV

A-S8, 2.5L, 4cyl	See page 41 .				P PHEV SS
------------------	---------------	--	--	--	-----------

### CX-90 4WD

A-S8, 3.3L, 6cyl	25	24/28	\$1,800	5	T MHEV SS
A-S8, 3.3L, 6cyl	25	23/28	\$2,350	5	P T MHEV SS

### CX-90 4WD PHEV

A-S8, 2.5L, 4cyl	See page 41 .				P PHEV SS
------------------	---------------	--	--	--	-----------

## MERCEDES-BENZ

### AMG EQE 4matic Plus (SUV)

A-1	74	76/72	\$1,000	10	EV SS
-----	----	-------	---------	----	-------

### AMG G63

A-9, 4.0L, 8cyl	15	14/16	\$3,900	2	PR T CD MHEV SS
-----------------	----	-------	---------	---	-----------------

### AMG GLE53 4matic Plus

A-9, 3.0L, 6cyl	20	18/23	\$2,950	4	PR T S MHEV SS
-----------------	----	-------	---------	---	----------------

### AMG GLE53 4matic Plus Coupe

A-9, 3.0L, 6cyl	20	18/22	\$2,950	4	PR T S MHEV SS
-----------------	----	-------	---------	---	----------------

### AMG GLE63 S 4matic Plus

A-9, 4.0L, 8cyl	16	14/19	\$3,650	3	PR T CD MHEV SS
-----------------	----	-------	---------	---	-----------------

### AMG GLE63 S 4matic Plus Coupe

A-9, 4.0L, 8cyl	16	14/19	\$3,650	3	PR T CD MHEV SS
-----------------	----	-------	---------	---	-----------------

### AMG GLS63 4matic Plus

A-9, 4.0L, 8cyl	15	14/18	\$3,900	2	PR T CD MHEV SS
-----------------	----	-------	---------	---	-----------------

### EQE 350 4matic (SUV)

A-1	81	84/78	\$950	10	EV SS
-----	----	-------	-------	----	-------

### EQS 450 4matic (SUV)

A-1	79	80/78	\$950	10	EV SS
-----	----	-------	-------	----	-------

### EQS 580 4matic (SUV)

A-1	80	82/78	\$950	10	EV SS
-----	----	-------	-------	----	-------

### EQS 680 4matic Maybach (SUV)

A-1	76	76/76	\$1,000	10	EV SS
-----	----	-------	---------	----	-------



Manufacturer Model Configuration (trans, eng size, cyl)	MPG		Annual Fuel Cost	GHG Rating	Notes
	Comb	City/Hwy			
<b>G 580 with EQ Technology</b>					
A-2	62	68/56	\$1,200	10	EV SS
<b>G550</b>					
A-9, 3.0L, 6cyl	18	17/19	\$3,250	4	PR T S MHEV SS
<b>GLE450 4matic</b>					
A-9, 3.0L, 6cyl	21	19/25	\$2,800	4	PR T S MHEV SS
<b>GLE450 4matic (coupe)</b>					
A-9, 3.0L, 6cyl	21	19/25	\$2,800	4	PR T S MHEV SS
<b>GLE450e 4matic</b>					
A-9, 2.0L, 4cyl	See page 41 .				PR T PHEV SS
<b>GLE580 4matic</b>					
A-9, 4.0L, 8cyl	17	15/20	\$3,450	3	PR T CD MHEV SS
<b>GLS450 4matic</b>					
A-9, 3.0L, 6cyl	21	19/24	\$2,800	4	PR T S MHEV SS
<b>GLS580 4matic</b>					
A-9, 4.0L, 8cyl	16	14/19	\$3,650	3	PR T CD MHEV SS
<b>GLS600 4matic Maybach</b>					
A-9, 4.0L, 8cyl	15	13/18	\$3,900	2	PR T CD MHEV SS

## mitsubishi

### Outlander PHEV

A-1, 2.4L, 4cyl	See page 41 .				PHEV SS
-----------------	---------------	--	--	--	---------

## NISSAN

### Pathfinder 4WD Platinum

A-S9, 3.5L, 6cyl	22	20/25	\$2,050	5	SS
------------------	----	-------	---------	---	----

## POLESTAR

### 3 Long Range Dual Motor (20 Inch Wheels)

A-1	87	91/82	\$900	10	EV
-----	----	-------	-------	----	----

### 3 Long Range Dual Motor (21 Inch Wheels)

A-1	88	92/84	\$850	10	EV
-----	----	-------	-------	----	----

### 3 Long Range Dual Motor (22 Inch Wheels)

A-1	80	84/76	\$950	10	EV
-----	----	-------	-------	----	----

### 3 Long Range Dual Motor Performance Pack

A-1	77	81/73	\$1,000	10	EV
-----	----	-------	---------	----	----

### 4 Long Range Dual Motor

A-1	83	86/80	\$900	10	EV
-----	----	-------	-------	----	----

## PORSCHE

### Cayenne

A-S8, 3.0L, 6cyl	19	17/23	\$3,100	4	PR T SS
------------------	----	-------	---------	---	---------

### Cayenne Coupe

A-S8, 3.0L, 6cyl	19	17/23	\$3,100	4	PR T SS
------------------	----	-------	---------	---	---------

### Cayenne GTS

A-S8, 4.0L, 8cyl	18	15/22	\$3,250	4	PR T SS
------------------	----	-------	---------	---	---------

### Cayenne GTS Coupe

A-S8, 4.0L, 8cyl	18	16/22	\$3,250	4	PR T SS
------------------	----	-------	---------	---	---------

### Cayenne Turbo GT

A-S8, 4.0L, 8cyl	17	15/20	\$3,450	3	PR T CD SS
------------------	----	-------	---------	---	------------

Manufacturer Model Configuration (trans, eng size, cyl)	MPG		Annual Fuel Cost	GHG Rating	Notes
	Comb	City/Hwy			

## RIVIAN

### R1S All-Terrain Dual Large (20in)

A-1	76	82/70	\$1,000	10	EV
-----	----	-------	---------	----	----

### R1S All-Terrain Dual Large Plus (20in)

A-1	72	76/67	\$1,050	10	EV
-----	----	-------	---------	----	----

### R1S All-Terrain Dual Max (20in)

A-1	78	82/73	\$950	10	PT4 EV
-----	----	-------	-------	----	--------

### R1S All-Terrain Performance Dual Max (20in)

A-1	78	82/73	\$950	10	PT4 EV
-----	----	-------	-------	----	--------

### R1S All-Terrain Performance Dual Large (20in)

A-1	76	82/70	\$1,000	10	EV
-----	----	-------	---------	----	----

### R1S All-Terrain Performance Dual Large Plus (20in)

A-1	72	76/67	\$1,050	10	EV
-----	----	-------	---------	----	----

### R1S All-Terrain Tri Max (20in)

A-1	68	72/63	\$1,100	10	EV
-----	----	-------	---------	----	----

### R1S Dual Large (20in)

A-1	79	85/72	\$950	10	EV
-----	----	-------	-------	----	----

### R1S Dual Large (22in)

A-1	85	94/77	\$900	10	EV
-----	----	-------	-------	----	----

### R1S Dual Large Plus (20in)

A-1	78	85/72	\$950	10	EV
-----	----	-------	-------	----	----

### R1S Dual Large Plus (22in)

A-1	82	89/75	\$900	10	EV
-----	----	-------	-------	----	----

### R1S Dual Max (20in)

A-1	80	86/74	\$950	10	PT4 EV
-----	----	-------	-------	----	--------

### R1S Dual Max (22in)

A-1	84	91/77	\$900	10	PT4 EV
-----	----	-------	-------	----	--------

### R1S Dual Standard (20in)

A-1	79	85/72	\$950	10	PT4 EV
-----	----	-------	-------	----	--------

### R1S Dual Standard (22in)

A-1	85	92/77	\$900	10	PT4 EV
-----	----	-------	-------	----	--------

### R1S Performance Dual Large (20in)

A-1	79	85/72	\$950	10	EV
-----	----	-------	-------	----	----

### R1S Performance Dual Large (22in)

A-1	85	94/77	\$900	10	EV
-----	----	-------	-------	----	----

### R1S Performance Dual Large Plus (20in)

A-1	78	85/72	\$950	10	EV
-----	----	-------	-------	----	----

### R1S Performance Dual Large Plus (22in)

A-1	82	89/75	\$900	10	EV
-----	----	-------	-------	----	----

### R1S Performance Dual Max (20in)

A-1	80	86/74	\$950	10	PT4 EV
-----	----	-------	-------	----	--------

### R1S Performance Dual Max (22in)

A-1	84	91/77	\$900	10	PT4 EV
-----	----	-------	-------	----	--------

### R1S Tri Max (22in)

A-1	76	81/70	\$1,000	10	EV
-----	----	-------	---------	----	----

## ROLLS-ROYCE

### Cullinan

A-S8, 6.7L, 12cyl	14	12/19	\$4,200	2	P T
-------------------	----	-------	---------	---	-----

### Cullinan Black Badge

A-S8, 6.7L, 12cyl	14	12/19	\$4,200	2	P T
-------------------	----	-------	---------	---	-----

Manufacturer Model Configuration (trans, eng size, cyl)	MPG		Annual Fuel Cost	GHG Rating	Notes
	Comb	City/Hwy			

## SUBARU

### Ascent

AV-S8, 2.4L, 4cyl	22	20/26	\$2,050	5	T
-------------------	----	-------	---------	---	---

### Ascent Limited/Touring/Onyx AWD

AV-S8, 2.4L, 4cyl	21	19/25	\$2,150	4	T
-------------------	----	-------	---------	---	---

## TESLA

### Model X Plaid (20in wheels)

A-1	94	98/89	\$800	10	EV
-----	----	-------	-------	----	----

### Model X Plaid (22in wheels)

A-1	88	92/84	\$850	10	EV
-----	----	-------	-------	----	----

## TOYOTA

### Sequoia 4WD

A-S10, 3.4L, 6cyl	20	19/22	\$2,250	4	T PT4 HEV SS
-------------------	----	-------	---------	---	--------------

## VOLVO

### EX90 Twin Motor (20 and 22 Inch Wheels)

A-1	81	83/78	\$950	10	EV
-----	----	-------	-------	----	----

### EX90 Twin Motor (21 Inch Wheels)

A-1	84	86/82	\$900	10	EV
-----	----	-------	-------	----	----

### EX90 Twin Motor Performance (20 and 22 Inch Wheels)

A-1	81	83/78	\$950	10	EV
-----	----	-------	-------	----	----

### EX90 Twin Motor Performance (21 Inch Wheels)

A-1	84	86/82	\$900	10	EV
-----	----	-------	-------	----	----

### XC90 B5 AWD

▶ A-S8, 2.0L, 4cyl	26	23/30	\$2,250	5	PR T MHEV SS
--------------------	----	-------	---------	---	--------------

### XC90 B6 AWD

A-S8, 2.0L, 4cyl	23	20/26	\$2,550	5	PR T S MHEV SS
------------------	----	-------	---------	---	----------------

### XC90 T8 AWD

A-S8, 2.0L, 4cyl		See page 41 .			PR T PHEV SS
------------------	--	---------------	--	--	--------------

## ALL-ELECTRIC VEHICLES

All-electric vehicles (EVs) are propelled by one or more electric motors powered by a rechargeable battery. EVs are energy efficient and emit no tailpipe pollutants, although the power plant producing the electricity may emit pollution.

Electric motors have several performance benefits. They are quiet, have instant torque for quick acceleration, enable regenerative braking, and require less maintenance than internal combustion engines.

Current EVs typically have a shorter driving range than comparable gasoline or hybrid vehicles, and their range is more sensitive to driving style, driving conditions, and accessory use. Fully recharging the battery can take several hours—though a “fast charge” to 80% capacity may take as little as 30 minutes. Charging options outside

the home are expanding. More than 65,000 public charging stations with over 177,000 charging ports are available, along with more than 1,600 workplace charging stations with over 10,300 charging ports. EVs are typically more expensive than comparable conventional vehicles and hybrids due to the cost of the large battery. However, as manufacturers continue to improve the driving range and reduce the cost of these vehicles, they are becoming more practical and affordable for a wider range of consumers.

A federal income tax credit of up to \$7,500 is currently available to consumers purchasing a qualifying EV. State and/or local incentives may also apply. For additional information on EVs, including tax incentives, visit [fueleconomy.gov](http://fueleconomy.gov).



Model	Motor	Battery Type	Fuel Economy (comb/city/hwy)		Driving Range* (miles)	Charge Time (hrs @ 240 V)	Annual Fuel Cost	GHG Rating
			MPGe	kWh/100 mi				
<b>TWO-SEATER CARS</b>								
<b>BUGATTI RIMAC</b>								
Nevera	226, 226, 450 and 450 kW AC Induction	Li-Ion	53/52/54	63/64/62	204	17.6	\$1,400	10
<b>MINICOMPACT CARS</b>								
<b>FIAT</b>								
500e	87 kW DCPM	Li-Ion	116/127/104	29/27/32	149	6.2	\$650	10
500e All Season	87 kW DCPM	Li-Ion	110/121/100	31/28/34	141	6.2	\$700	10
<b>SUBCOMPACT CARS</b>								
<b>AUDI</b>								
S e-tron GT (20 inch wheels)	176, 176 and 415 kW PSM 3-Phase	Li-Ion	90/91/88	38/37/38	300	15.5	\$850	10
S e-tron GT (21 inch wheels)	252, 252 and 415 kW PSM 3-Phase	Li-Ion	88/89/85	38/38/39	294	15.5	\$850	10
<b>MASERATI</b>								
Grancabrio Folgore	275, 275 and 275 kW DCPM	Li-Ion	82/83/81	41/41/42	229	9	\$900	10
Granturismo Folgore	275, 275 and 275 kW DCPM	Li-Ion	83/85/81	41/40/42	233	9	\$900	10
<b>COMPACT CARS</b>								
<b>BMW</b>								
i4 eDrive35 Gran Coupe (18 inch Wheels)	250 kW EESM	Li-Ion	116/117/114	29/29/30	266	8	\$650	10
i4 eDrive35 Gran Coupe (19 inch Wheels)	250 kW EESM	Li-Ion	106/108/104	32/31/32	244	8	\$700	10
i4 eDrive40 Gran Coupe (18 inch wheels)	250 kW EESM	Li-Ion	112/113/111	30/30/30	318	10	\$700	10
i4 eDrive40 Gran Coupe (19 inch Wheels)	250 kW EESM	Li-Ion	104/106/103	32/32/33	295	10	\$750	10
i4 M50 Gran Coupe (19 inch wheels)	190 and 230 kW EESM	Li-Ion	94/93/96	36/36/35	267	10	\$800	10
i4 M50 Gran Coupe (20 inch wheels)	190 and 230 kW EESM	Li-Ion	80/80/80	42/42/42	227	10	\$950	10
i4 xDrive40 Gran Coupe (18 inch Wheels)	190 and 230 kW EESM	Li-Ion	101/99/103	33/34/33	287	10	\$750	10
i4 xDrive40 Gran Coupe (19 inch Wheels)	190 and 230 kW EESM	Li-Ion	94/93/95	36/36/36	268	10	\$800	10
i5 eDrive40 Sedan (19 inch Wheels)	250 kW EESM	Li-Ion	105/104/105	32/32/32	295	10	\$700	10
i5 eDrive40 Sedan (20 inch Wheels)	250 kW EESM	Li-Ion	99/99/98	34/34/35	278	10	\$750	10
i5 eDrive40 Sedan (21 inch Wheels)	250 kW EESM	Li-Ion	96/97/94	35/35/36	271	10	\$800	10
i5 M60 xDrive Sedan (19 inch Wheels)	190 and 230 kW EESM	Li-Ion	90/89/91	38/38/37	253	10	\$850	10
i5 M60 xDrive Sedan (20 inch Wheels)	190 and 230 kW EESM	Li-Ion	88/88/88	38/38/38	250	10	\$850	10
i5 M60 xDrive Sedan (21 inch Wheels)	190 and 230 kW EESM	Li-Ion	84/83/85	40/40/40	239	10	\$900	10
i5 xDrive40 Sedan (19 inch Wheels)	190 and 230 kW EESM	Li-Ion	93/92/95	36/37/36	266	10	\$800	10
i5 xDrive40 Sedan (20 inch Wheels)	192 and 250 kW EESM	Li-Ion	93/92/94	36/37/36	262	10	\$800	10
i5 xDrive40 Sedan (21 inch Wheels)	192 and 250 kW EESM	Li-Ion	87/86/87	39/39/39	248	10	\$850	10
<b>PORSCHE</b>								
Taycan 4S Perf Battery Plus	201 and 234 kW ACPM	Li-Ion	87/89/85	39/38/40	295	13	\$850	10
Taycan 4S Perf Battery Plus 19 inch Wheels	201 and 235 kW ACPM	Li-Ion	93/94/92	36/36/37	315	13	\$800	10
Taycan 4S Performance Battery	150 and 234 kW ACPM	Li-Ion	88/90/85	38/37/40	252	11.5	\$850	10
Taycan Perf Battery Plus	300 and 320 kW ACPM	Li-Ion	92/94/90	37/36/38	318	13	\$800	10
Taycan Performance Battery	300 and 320 kW ACPM	Li-Ion	91/94/88	37/36/38	274	11.5	\$850	10
Taycan Turbo	175 and 234 kW ACPM	Li-Ion	86/88/83	39/38/40	292	13	\$900	10
Taycan Turbo 21in Aero-Design wheel (285/35)	175 and 234 kW ACPM	Li-Ion	93/94/92	36/36/37	317	13	\$800	10
Taycan Turbo GT	150 and 253 kW ACPM	Li-Ion	82/86/78	41/39/43	276	13	\$900	10
Taycan Turbo GT with Weissach Package	175 and 234 kW ACPM	Li-Ion	81/85/76	42/40/44	269	13	\$950	10
Taycan Turbo S	190 and 235 kW ACPM	Li-Ion	79/80/78	43/42/43	266	13	\$950	10
Taycan Turbo S 21in Aero-Design wheel (285/35)	234 and 254 kW ACPM	Li-Ion	90/90/90	38/38/38	298	13	\$850	10
<b>ROLLS-ROYCE</b>								
Spectre (22 inch wheels)	190 and 360 kW EESM	Li-Ion	77/74/82	44/46/41	277	12	\$1,000	10
Spectre (23 inch Wheels)	190 and 360 kW EESM	Li-Ion	70/67/75	48/50/45	253	12	\$1,100	10
Spectre Black Badge (22 inch wheels)	190 and 360 kW EESM	Li-Ion	74/70/80	45/48/42	266	12	\$1,000	10
Spectre Black Badge (23 inch wheels)	190 and 360 kW EESM	Li-Ion	70/67/74	48/50/46	251	12	\$1,100	10



Model	Motor	Battery Type	Fuel Economy (comb/city/hwy)		Driving Range* (miles)	Charge Time (hrs @ 240 V)	Annual Fuel Cost	GHG Rating
			MPGe	kWh/100 mi				
<b>MIDSIZE CARS</b>								
<b>GENESIS</b>								
Electrified G80	136 and 136 kW PMSM	Li-Ion	97/105/89	35/32/38	282	9	\$800	10
<b>HYUNDAI</b>								
Ioniq 6 AWD (18 inch Wheels)	74 and 165 kW PMSM	Li-Ion	121/130/111	28/26/30	316	7.5	\$650	10
Ioniq 6 AWD (20 inch Wheels)	74 and 165 kW PMSM	Li-Ion	103/111/94	33/31/36	270	7.5	\$750	10
Ioniq 6 RWD (18 inch Wheels)	168 kW PMSM	Li-Ion	132/144/120	26/23/28	342	7.5	\$600	10
Ioniq 6 RWD (20 inch Wheels)	168 kW PMSM	Li-Ion	111/123/100	30/27/34	291	7.5	\$650	10
Ioniq 6 Standard Range	111 kW PMSM	Li-Ion	135/151/120	25/22/28	240	6.1	\$550	10
<b>MERCEDES-BENZ</b>								
AMG EQE 4matic Plus	165 and 165 kW ACPM 3-Phase	Li-Ion	70/69/71	48/49/48	220	10.8	\$1,100	10
EQE 350 4matic	71 and 144 kW ACPM 3-Phase	Li-Ion	86/87/85	39/39/39	267	10.8	\$900	10
EQE 350 Plus	215 kW ACPM 6-Phase	Li-Ion	94/94/94	36/36/36	308	11.5	\$800	10
EQE 500 4matic	71 and 144 kW ACPM 6-Phase	Li-Ion	85/85/84	40/39/40	266	11.5	\$900	10
<b>NISSAN</b>								
LEAF	110 kW DCPM	Li-Ion	111/123/99	30/27/34	149	8	\$700	10
LEAF SV	160 kW DCPM	Li-Ion	109/121/98	31/28/34	212	11	\$700	10
<b>POLESTAR</b>								
2 Dual Motor (19 Inch Wheels)	200 and 215 kW PMSM	Li-Ion	101/105/95	34/32/35	278	8	\$750	10
2 Dual Motor (20 Inch Wheels)	190 and 215 kW PMSM	Li-Ion	97/101/92	35/33/37	268	8	\$800	10
2 Dual Motor Performance Pack	190 and 215 kW PMSM	Li-Ion	91/95/87	37/35/39	254	8	\$850	10
2 Single Motor (19 Inch Wheels)	185 and 220 kW PMSM	Li-Ion	114/123/104	30/27/32	314	8	\$650	10
2 Single Motor (20 Inch Wheels)	185 and 220 kW PMSM	Li-Ion	109/117/101	31/29/33	300	8	\$700	10
<b>PORSCHE</b>								
Taycan 4 Cross Turismo	150 and 354 kW ACPM	Li-Ion	81/84/79	42/40/43	277	13	\$950	10
Taycan 4S Cross Turismo	150 and 175 kW ACPM	Li-Ion	80/82/77	42/41/44	272	13	\$950	10
Taycan Turbo Cross Turismo	190 and 201 kW ACPM	Li-Ion	78/80/76	43/42/44	265	13	\$950	10
Taycan Turbo S Cross Turismo	150 and 253 kW ACPM	Li-Ion	77/79/75	44/43/45	261	13	\$1,000	10
<b>TESLA</b>								
Model 3 Long Range AWD	85 and 88 kW ACPM 3-Phase	Li-Ion	128/133/122	26/25/28	346	11.7	\$600	10
Model 3 Long Range RWD	192 kW ACPM 3-Phase	Li-Ion	137/145/128	25/23/26	363	11.7	\$550	10
<b>LARGE CARS</b>								
<b>BMW</b>								
i7 eDrive50 Sedan (19 inch Wheels)	335 kW EESM	Li-Ion	88/85/93	38/40/36	314	12	\$850	10
i7 eDrive50 Sedan (20 inch Wheels)	335 kW EESM	Li-Ion	85/82/88	40/41/38	301	12	\$900	10
i7 eDrive50 Sedan (21 inch Wheels)	335 kW EESM	Li-Ion	87/84/90	39/40/37	307	12	\$900	10
i7 M70 xDrive Sedan (20 inch Wheels)	190 and 360 kW EESM	Li-Ion	75/72/79	45/47/43	268	12	\$1,000	10
i7 M70 xDrive Sedan (21 inch Wheels)	190 and 360 kW EESM	Li-Ion	79/77/83	42/44/41	285	12	\$950	10
i7 xDrive60 Sedan (19 inch wheels)	190 and 230 kW EESM	Li-Ion	88/85/91	38/39/37	311	12	\$850	10
i7 xDrive60 Sedan (20 inch wheels)	190 and 230 kW EESM	Li-Ion	83/81/85	41/42/39	296	12	\$900	10
i7 xDrive60 Sedan (21inch wheels)	190 and 230 kW EESM	Li-Ion	87/85/89	39/40/38	308	12	\$850	10
<b>LUCID</b>								
Air G Touring XR AWD with 19 inch wheels	178 and 433 kW ACPM	Li-Ion	128/129/126	26/26/27	512	13	\$600	10
Air G Touring XR AWD with 20 inch wheels	178 and 433 kW ACPM	Li-Ion	120/122/117	28/28/29	480	13	\$650	10
Air G Touring XR AWD with 21 inch wheels	178 and 433 kW ACPM	Li-Ion	112/114/109	30/30/31	446	13	\$700	10
Air Pure RWD with 19 inch wheels	330 kW ACPM	Li-Ion	146/149/142	23/23/24	420	10	\$500	10
Air Pure RWD with 20 inch wheels	330 kW ACPM	Li-Ion	129/132/125	26/25/27	372	10	\$600	10
Air Sapphire AWD	310, 310 and 310 kW ACPM	Li-Ion	105/108/101	32/31/33	427	13	\$700	10
Air Touring AWD with 19 inch wheels	178 and 433 kW ACPM	Li-Ion	132/133/130	26/25/26	406	10	\$600	10
Air Touring AWD with 20 inch wheels	178 and 433 kW ACPM	Li-Ion	121/124/119	28/27/28	377	10	\$600	10
Air Touring AWD with 21 inch wheels	178 and 433 kW ACPM	Li-Ion	116/119/113	29/28/30	361	10	\$650	10

Model	Motor	Battery Type	Fuel Economy (comb/city/hwy)		Driving Range* (miles)	Charge Time (hrs @ 240 V)	Annual Fuel Cost	GHG Rating
			MPGe	kWh/100 mi				
<b>MERCEDES-BENZ</b>								
AMG EQS 4matic Plus	174 and 310 kW ACPM 3-Phase	Li-Ion	78/76/81	43/45/42	315	12.8	\$950	10
EQS 450 4matic	174 and 310 kW ACPM 3-Phase	Li-Ion	92/91/93	37/37/36	367	12.8	\$850	10
EQS 450 Plus	265 kW ACPM 6-Phase	Li-Ion	98/98/98	34/34/34	390	14	\$750	10
EQS 580 4matic	310 kW ACPM 6-Phase	Li-Ion	93/93/93	36/36/36	371	11.5	\$800	10
<b>TESLA</b>								
Model S Plaid (19in wheels)	250, 250 and 250 kW ACPM 3-Phase	Li-Ion	104/108/99	32/31/34	348	14	\$750	10
Model S Plaid (21in wheels)	250, 250 and 250 kW ACPM 3-Phase	Li-Ion	93/97/89	36/35/38	312	14	\$800	10

## MIDSIZE STATION WAGONS

### MERCEDES-BENZ

EQE 350 Plus (SUV)	215 kW ACPM 6-Phase	Li-Ion	93/98/87	36/34/39	302	11.5	\$800	10
EQE 500 4matic (SUV)	71 and 144 kW ACPM 3-Phase	Li-Ion	81/83/78	42/41/43	264	11.5	\$950	10

## STANDARD PICKUP TRUCKS 4WD

### CHEVROLET

Silverado EV (11 kW Charger)	189 and 189 kW ACPM	Li-Ion	68/74/61	50/46/55	408	18.6	\$1,100	10
Silverado EV (19 kW Charger)	189 and 189 kW ACPM	Li-Ion	64/70/59	52/48/57	390	11.5	\$1,200	10
Silverado EV 5WT (11 kW Charger)	189 and 189 kW ACPM	Li-Ion	70/77/63	48/44/54	422	18.6	\$1,100	10
Silverado EV 5WT (19 kW Charger)	189 and 189 kW ACPM	Li-Ion	70/77/63	48/44/54	422	11.5	\$1,100	10
Silverado EV 8WT	189 and 189 kW ACPM	Li-Ion	68/74/61	50/46/55	492	13.3	\$1,100	10

### FORD

F-150 Lightning 4WD ER1	210 and 210 kW AC PMSM	Li-Ion	70/78/63	48/43/54	320	14.6	\$1,100	9
F-150 Lightning 4WD PRO ER1	210 and 210 kW AC PMSM	Li-Ion	70/78/63	48/43/54	320	10.1	\$1,100	9
F-150 Lightning 4WD SR	358 and 358 kW AC PMSM	Li-Ion	68/76/61	49/44/56	240	11.9	\$1,100	9
F-150 Lightning Platinum 4WD	210 and 210 kW AC PMSM	Li-Ion	66/73/60	51/46/56	300	14.6	\$1,150	9

### GMC

Hummer EV Pickup 2X	195 and 215 kW ACPM	Li-Ion	53/59/47	64/57/72	318	11.2	\$1,450	10
Hummer EV Pickup 3X	195, 195 and 195 kW ACPM	Li-Ion	52/58/46	65/59/73	312	11.2	\$1,450	10
Hummer EV Pickup MT Tires 2X	195 and 215 kW ACPM	Li-Ion	47/52/42	72/65/80	282	11.2	\$1,600	10
Hummer EV Pickup MT Tires 3X	195, 195 and 215 kW ACPM	Li-Ion	48/53/43	70/64/78	289	11.2	\$1,600	10
Sierra EV	189 and 189 kW ACPM	Li-Ion	64/70/59	52/48/57	390	11.5	\$1,200	10

Model	Motor	Battery Type	Fuel Economy (comb/city/hwy)		Driving Range* (miles)	Charge Time (hrs @ 240 V)	Annual Fuel Cost	GHG Rating
			MPGe	kWh/100 mi				
<b>RIVIAN</b>								
R1T All-Terrain Dual Large (20in)	264 and 264 kW ACPM	Li-Ion	76/82/70	44/41/48	289	12	\$1,000	10
R1T All-Terrain Dual Large Plus (20in)	264 and 264 kW ACPM	Li-Ion	72/76/67	47/44/50	292	12	\$1,050	10
R1T All-Terrain Dual Max (20in)	264 and 264 kW ACPM	Li-Ion	78/82/73	43/41/46	370	15	\$950	10
R1T All-Terrain Performance Dual Large (20in)	264 and 264 kW ACPM	Li-Ion	76/82/70	44/41/48	289	12	\$1,000	10
R1T All-Terrain Performance Dual Large Plus (20in)	264 and 264 kW ACPM	Li-Ion	72/76/67	47/44/50	292	12	\$1,050	10
R1T All-Terrain Performance Dual Max (20in)	264 and 264 kW ACPM	Li-Ion	78/82/73	43/41/46	370	15	\$950	10
R1T All-Terrain Tri Max (20in)	201, 201 and 233 kW ACPM	Li-Ion	68/72/63	50/47/53	329	15	\$1,100	10
R1T Dual Large (20in)	264 and 264 kW ACPM	Li-Ion	79/85/72	43/40/47	300	12	\$950	10
R1T Dual Large (22in)	264 and 264 kW ACPM	Li-Ion	85/94/77	39/36/44	329	12	\$900	10
R1T Dual Large Plus (20in)	264 and 264 kW ACPM	Li-Ion	78/85/72	43/40/47	317	12	\$950	10
R1T Dual Large Plus (22in)	264 and 264 kW ACPM	Li-Ion	82/89/75	41/38/45	330	12	\$900	10
R1T Dual Max (20in)	264 and 264 kW ACPM	Li-Ion	80/86/74	42/39/46	380	15	\$950	10
R1T Dual Max (22in)	264 and 264 kW ACPM	Li-Ion	87/93/80	39/36/42	420	15	\$850	10
R1T Dual Standard (20in)	208 and 208 kW ACPM	Li-Ion	79/85/72	43/40/47	258	9.5	\$950	10
R1T Dual Standard (22in)	208 and 208 kW ACPM	Li-Ion	85/92/77	40/37/44	270	9.5	\$900	10
R1T Performance Dual Large (20in)	264 and 264 kW ACPM	Li-Ion	79/85/72	43/40/47	300	12	\$950	10
R1T Performance Dual Large (22in)	264 and 264 kW ACPM	Li-Ion	85/94/77	39/36/44	329	12	\$900	10
R1T Performance Dual Large Plus (20in)	264 and 264 kW ACPM	Li-Ion	78/85/72	43/40/47	317	12	\$950	10
R1T Performance Dual Large Plus (22in)	264 and 264 kW ACPM	Li-Ion	82/89/75	41/38/45	330	12	\$900	10
R1T Performance Dual Max (20in)	264 and 264 kW ACPM	Li-Ion	80/86/74	42/39/46	380	15	\$950	10
R1T Performance Dual Max (22in)	264 and 264 kW ACPM	Li-Ion	87/93/80	39/36/42	420	15	\$850	10
R1T Tri Max (22in)	201, 201 and 233 kW ACPM	Li-Ion	76/81/70	45/42/48	371	15	\$1,000	10
<b>MINIVANS 2WD</b>								
<b>VOLKSWAGEN</b>								
ID. Buzz	210 kW AC 3-Phase	Li-Ion	83/90/75	41/37/45	234	9	\$900	10
<b>MINIVANS 4WD</b>								
<b>VOLKSWAGEN</b>								
ID. Buzz 4motion	80 and 210 kW AC 3-Phase	Li-Ion	80/87/74	42/39/46	231	9	\$950	10
<b>SMALL SPORT UTILITY VEHICLES 2WD</b>								
<b>CADILLAC</b>								
LYRIQ	255 kW ACPM	Li-Ion	92/100/83	36/33/39	326	11.2	\$800	10
<b>CHEVROLET</b>								
Blazer EV RWD	255 kW ACPM	Li-Ion	95/106/85	35/32/40	334	11.2	\$800	10
Equinox EV FWD	67 and 180 kW ACPM	Li-Ion	109/117/100	31/29/34	319	9.5	\$700	10
<b>GENESIS</b>								
GV60 RWD	168 kW PMSM (IPM)	Li-Ion	112/125/99	30/27/34	294	7.2	\$700	10
<b>HYUNDAI</b>								
Ioniq 5 RWD	168 kW PMSM	Li-Ion	114/129/100	30/26/34	318	9.1	\$700	10
Ioniq 5 Standard range	125 kW PMSM	Li-Ion	115/131/100	29/26/34	245	6.3	\$650	10
Kona Electric (17 inch Wheels)	150 kW PMSM (IPM)	Li-Ion	116/129/103	29/26/33	261	6.7	\$650	10
Kona Electric (19 inch Wheels)	150 kW PMSM (IPM)	Li-Ion	103/113/93	31/28/34	230	6.9	\$700	10
Kona Electric Standard Range	99 kW PMSM (IPM)	Li-Ion	118/131/105	29/26/32	200	5.1	\$650	10
<b>KIA</b>								
Niro Electric	150 kW PMSM (IPM)	Li-Ion	113/126/101	30/27/33	253	7.5	\$700	10
<b>NISSAN</b>								
ARIYA EVOLVE+ FWD 87kWh	178 and 160 kW AC 3-phase	Li-Ion	98/105/91	34/32/37	289	14	\$750	10
ARIYA FWD 63kWh	160 kW AC 3-phase	Li-Ion	101/109/94	33/31/36	216	10	\$750	10
<b>TESLA</b>								
Model Y Long Range RWD	221 kW ACPM 3-Phase	Li-Ion	125/134/117	27/25/29	337	12	\$600	10

Model	Motor	Battery Type	Fuel Economy (comb/city/hwy)		Driving Range* (miles)	Charge Time (hrs @ 240 V)	Annual Fuel Cost	GHG Rating
			MPGe	kWh/100 mi				
<b>VOLVO</b>								
<b>EX30 Single Motor extended range (18 Inch Wheels)</b>	185 kW PMSM	Li-Ion	106/118/95	32/29/35	298	8	\$700	10
<b>EX30 Single Motor extended range (19/20 Inch Wheels)</b>	185 kW PMSM	Li-Ion	114/124/103	30/27/33	257	8	\$650	10
<b>EX30 Single Motor extended range (19/20 Inch Wheels)</b>	185 kW PMSM	Li-Ion	116/127/104	29/27/32	261	8	\$650	10
<b>EX40</b>	185 and 220 kW PMSM	Li-Ion	106/118/94	32/28/36	296	8	\$700	10

## SMALL SPORT UTILITY VEHICLES 4WD

### CADILLAC

<b>LYRIQ AWD (11 kW Charger)</b>	155 and 220 kW ACPM	Li-Ion	89/98/80	38/34/42	319	11.2	\$850	10
<b>LYRIQ AWD (19 kW Charger)</b>	155 and 220 kW ACPM	Li-Ion	86/93/77	40/36/44	303	7	\$900	10

### CHEVROLET

<b>Blazer EV AWD</b>	67 and 180 kW AC Induction	Li-Ion	95/102/87	36/33/39	283	9.5	\$800	10
<b>Equinox EV AWD (11 kW Charger)</b>	180 kW ACPM	Li-Ion	103/112/95	33/30/36	307	9.5	\$750	10
<b>Equinox EV AWD (19 kW Charger)</b>	67 and 180 kW AC Induction	Li-Ion	96/103/88	35/33/38	307	9.5	\$800	10

### GENESIS

<b>Electrified GV70</b>	74 and 160 kW PMSM	Li-Ion	91/98/83	37/34/41	236	7.9	\$850	10
<b>GV60 AWD (19 inch Wheels)</b>	74 and 160 kW PMSM	Li-Ion	100/110/90	34/31/38	264	7.2	\$750	10
<b>GV60 AWD Advanced (20 inch Wheels)</b>	74 and 160 kW PMSM	Li-Ion	95/103/86	35/33/39	248	7.2	\$800	10
<b>GV60 AWD Performance</b>	74 and 160 kW PMSM	Li-Ion	90/97/82	37/35/41	235	7.2	\$850	10

### HYUNDAI

<b>Ioniq 5 AWD (19 inch Wheels)</b>	74 and 165 kW PMSM	Li-Ion	106/116/96	32/29/35	290	8.2	\$700	10
<b>Ioniq 5 AWD (20 inch Wheels)</b>	74 and 165 kW PMSM	Li-Ion	98/108/88	34/31/39	269	8.2	\$800	10
<b>Ioniq 5 AWD XRT</b>	74 and 165 kW PMSM	Li-Ion	94/103/85	36/33/40	259	8.2	\$800	10
<b>Ioniq 5 N</b>	166 and 282 kW PMSM	Li-Ion	78/84/72	43/40/47	221	8.7	\$950	10

### MASERATI

<b>Grecale Folgore (20 inch Wheels)</b>	205 and 205 kW DCPM	Li-Ion	75/80/70	45/42/48	245	11	\$1,000	10
<b>Grecale Folgore (21 inch Wheels)</b>	205 and 205 kW DCPM	Li-Ion	62/65/59	54/52/57	206	11	\$1,200	10

### MINI

<b>Countryman SE ALL4 (18 inch Wheels)</b>	140 and 140 kW EESM	Li-Ion	96/99/94	35/34/36	212	8	\$800	10
<b>Countryman SE ALL4 (19 inch Wheels)</b>	140 and 140 kW EESM	Li-Ion	91/94/88	37/36/38	204	8	\$850	10

### NISSAN

<b>ARIYA e-4ORCE 63kWh</b>	160 and 160 kW AC 3-phase	Li-Ion	95/101/89	35/33/38	205	10	\$800	10
<b>ARIYA ENGAGE+/EVOLVE+ e-4ORCE 87kWh</b>	160 and 160 kW AC 3-phase	Li-Ion	92/97/86	37/35/39	272	13	\$800	10
<b>ARIYA PLATINUM+ e-4ORCE 87kWh 19in. Wheels</b>	160 and 160 kW AC 3-phase	Li-Ion	90/93/87	37/36/39	267	14	\$850	10
<b>ARIYA PLATINUM+ e-4ORCE 87kWh 20in. Wheels</b>	160 and 160 kW AC 3-phase	Li-Ion	87/89/84	39/38/40	257	14	\$850	10

### PORSCHE

<b>Macan 4 Electric</b>	175, 175 and 495 kW ACPM	Li-Ion	98/107/89	34/32/38	308	11.5	\$800	10
<b>Macan 4S Electric</b>	280, 280 and 495 kW ACPM	Li-Ion	91/98/83	37/34/40	288	11.5	\$850	10
<b>Macan Turbo Electric</b>	280, 280 and 495 kW ACPM	Li-Ion	91/99/84	37/34/40	288	11.5	\$850	10

### SUBARU

<b>Solterra AWD</b>	80 and 80 kW AC Synchronous	Li-Ion	104/114/94	32/30/36	227	11	\$700	10
<b>Solterra Limited/Touring AWD</b>	80 and 80 kW AC Synchronous	Li-Ion	102/111/93	33/30/36	222	11	\$750	10

### TESLA

<b>Model Y Long Range AWD</b>	91 and 183 kW ACPM 3-Phase	Li-Ion	117/123/111	29/27/30	311	12	\$650	10
<b>Model Y Performance AWD</b>	135 and 200 kW ACPM 3-Phase	Li-Ion	104/110/97	32/31/35	277	11.8	\$750	10

### VOLKSWAGEN

<b>ID.4 AWD Pro</b>	210 and 210 kW ACPM 3-Phase	Li-Ion	102/108/96	33/31/35	263	8	\$750	10
<b>ID.4 AWD Pro S</b>	80 and 210 kW ACPM 3-Phase	Li-Ion	102/108/96	33/31/35	263	8	\$750	10



Model	Motor	Battery Type	Fuel Economy (comb/city/hwy)		Driving Range* (miles)	Charge Time (hrs @ 240 V)	Annual Fuel Cost	GHG Rating
			MPGe	kWh/100 mi				
<b>VOLVO</b>								
EC40 Twin	135 and 215 kW PMSM	Li-Ion	97/105/88	35/32/38	268	8	\$800	10
EX30 Twin Performance (19 Inch Wheels)	115 and 185 kW PMSM	Li-Ion	109/116/100	31/29/34	253	8	\$700	10
EX30 Twin Performance (20 Inch Wheels)	115 and 185 kW PMSM	Li-Ion	109/118/99	31/29/34	250	8	\$700	10
EX40 Twin	190 and 210 kW PMSM	Li-Ion	94/103/85	36/33/40	260	8	\$800	10

## STANDARD SPORT UTILITY VEHICLES 2WD

### AUDI

Q4 45 e-tron	210 kW PMSM 3-Phase	Li-Ion	115/125/104	29/27/32	288	12	\$650	10
Q6 e-tron (19 inch wheels)	225 kW PMSM ECCA 3-Phase	Li-Ion	100/106/93	34/32/36	310	14	\$750	10
Q6 e-tron (20 inch wheels)	225 kW PMSM ECCA 3-Phase	Li-Ion	96/103/88	35/33/38	298	14	\$800	10
Q6 e-tron ultra	225 kW PMSM ECCA 3-Phase	Li-Ion	104/112/96	32/30/35	321	14	\$750	10

### KIA

EV9 Long Range RWD	160 kW PMSM (IPM)	Li-Ion	89/100/78	38/34/43	304	15.2	\$850	10
EV9 Standard Range RWD	160 kW PMSM (IPM)	Li-Ion	88/99/77	38/34/44	230	11.4	\$850	10

### MERCEDES-BENZ

EQS 450 Plus (SUV)	265 kW ACPM 6-Phase	Li-Ion	82/84/79	41/40/42	323	14	\$900	10
--------------------	---------------------	--------	----------	----------	-----	----	-------	----

### POLESTAR

3 Long Range Single Motor (20 Inch Wheels)	220 kW PMSM	Li-Ion	94/103/84	36/33/40	342	10	\$800	10
3 Long Range Single Motor (21 Inch Wheels)	220 kW PMSM	Li-Ion	95/105/86	35/32/39	350	10	\$800	10
3 Long Range Single Motor (22 Inch Wheels)	220 kW PMSM	Li-Ion	91/100/82	37/34/41	333	10	\$850	10
4 Long Range Single Motor	200 kW PMSM	Li-Ion	90/93/87	37/36/39	300	11	\$850	10

## STANDARD SPORT UTILITY VEHICLES 4WD

### AUDI

Q4 55 e-tron quattro	80 and 170 kW Asynchron 3-Phase	Li-Ion	100/107/92	34/31/37	258	12	\$750	10
Q4 Sportback 55 e-tron quattro	80 and 170 kW Asynchron 3-Phase	Li-Ion	100/107/92	34/31/37	258	12	\$750	10
Q6 e-tron quattro (19 inch wheels)	140 and 280 kW PMSM ECCA 3-Phase	Li-Ion	99/105/93	34/32/36	307	14	\$750	10
Q6 e-tron quattro (20 inch wheels)	140 and 280 kW Asynchron ECFA 3-Phase	Li-Ion	95/102/89	35/33/38	295	14	\$800	10
Q6 Sportback e-tron quattro (19 inch wheels)	140 and 280 kW Asynchron ECFA 3-Phase	Li-Ion	103/109/97	33/31/35	319	14	\$750	10
Q6 Sportback e-tron quattro (20 inch wheels)	140 and 280 kW Asynchron ECFA 3-Phase	Li-Ion	98/104/92	34/32/37	305	14	\$750	10
Q8 e-tron quattro (20 inch wheels)	141 and 172 kW Asynchron 3-Phase	Li-Ion	78/77/80	43/44/42	272	16	\$950	10
Q8 e-tron quattro (21 inch wheels)	141 and 172 kW Asynchron 3-Phase	Li-Ion	74/73/75	46/46/45	254	16	\$1,000	10
Q8 Sportback e-tron quattro (20 inch wheels)	141 and 172 kW Asynchron 3-Phase	Li-Ion	78/77/80	43/44/42	272	16	\$950	10
Q8 Sportback e-tron quattro (21 inch wheels)	141 and 172 kW Asynchron 3-Phase	Li-Ion	74/73/75	46/46/45	254	16	\$1,000	10
SQ6 e-tron	140 and 140 kW Asynchron ECFA 3-Phase	Li-Ion	89/96/82	38/35/41	275	14	\$850	10
SQ6 Sportback e-tron	280 and 280 kW PMSM ECCA 3-Phase	Li-Ion	91/97/85	37/35/40	283	14	\$850	10
SQ8 e-tron (20 inch wheels)	138 and 157 kW Asynchron 3-Phase	Li-Ion	70/68/72	48/49/47	242	16	\$1,100	10
SQ8 e-tron (21/22 inch wheels)	138 and 157 kW Asynchron 3-Phase	Li-Ion	60/59/60	56/57/56	208	16	\$1,250	10
SQ8 Sportback e-tron (20 inch wheels)	138 and 157 kW Asynchron 3-Phase	Li-Ion	70/68/72	48/49/47	242	16	\$1,100	10
SQ8 Sportback e-tron (21/22 inch wheels)	138 and 157 kW Asynchron 3-Phase	Li-Ion	60/59/60	56/57/56	208	16	\$1,250	10

Model	Motor	Battery Type	Fuel Economy (comb/city/hwy)		Driving Range* (miles)	Charge Time (hrs @ 240 V)	Annual Fuel Cost	GHG Rating
			MPGe	kWh/100 mi				
<b>BMW</b>								
iX M60 (21 inch Wheels)	190 and 360 kW EESM	Li-Ion	76/75/77	44/45/44	284	13	\$1,000	10
iX M60 (22 inch Wheels)	190 and 360 kW EESM	Li-Ion	77/75/79	44/45/42	285	13	\$1,000	10
iX xDrive40 (20 inch Wheels)	190 and 230 kW EESM	Li-Ion	86/87/85	39/39/40	217	9	\$900	10
iX xDrive40 (21 inch Wheels)	190 and 230 kW EESM	Li-Ion	83/84/81	41/40/41	211	9	\$900	10
iX xDrive40 (22 inch Wheels)	190 and 230 kW EESM	Li-Ion	87/89/85	39/38/39	219	9	\$850	10
iX xDrive50 (20 inch wheels)	190 and 230 kW EESM	Li-Ion	83/82/84	41/41/40	309	13	\$900	10
iX xDrive50 (21 inch wheels)	190 and 230 kW EESM	Li-Ion	81/82/81	41/41/42	303	13	\$950	10
iX xDrive50 (22 inch wheels)	190 and 230 kW EESM	Li-Ion	81/82/81	41/41/42	302	13	\$950	10
<b>GMC</b>								
Hummer EV SUV 2X	195 and 215 kW ACPM	Li-Ion	53/59/46	64/57/73	315	11.2	\$1,450	10
Hummer EV SUV 3X	195, 195 and 215 kW ACPM	Li-Ion	52/58/46	65/59/73	312	11.2	\$1,450	10
Hummer EV SUV MT Tires 2X	195 and 215 kW ACPM	Li-Ion	47/52/42	72/65/80	282	11.2	\$1,600	10
Hummer EV SUV MT Tires 3X	195, 195 and 215 kW ACPM	Li-Ion	48/53/43	70/64/78	289	11.2	\$1,600	10
<b>KIA</b>								
EV9 Long Range AWD	141 and 141 kW PMSM (IPM)	Li-Ion	83/91/75	41/37/45	280	14.5	\$900	10
EV9 Long Range AWD GT-Line	141 and 141 kW PMSM (IPM)	Li-Ion	80/88/72	42/38/47	270	15.2	\$950	10
<b>MERCEDES-BENZ</b>								
AMG EQE 4matic Plus (SUV)	165 and 295 kW ACPM 3-Phase	Li-Ion	74/76/72	46/44/47	230	10.8	\$1,000	10
EQE 350 4matic (SUV)	71 and 144 kW ACPM 6-Phase	Li-Ion	81/84/78	42/40/43	253	10.8	\$950	10
EQS 450 4matic (SUV)	174 and 310 kW ACPM 6-Phase	Li-Ion	79/80/78	43/42/43	312	14	\$950	10
EQS 580 4matic (SUV)	174 and 310 kW ACPM 6-Phase	Li-Ion	80/82/78	42/41/43	317	14	\$950	10
EQS 680 4matic Maybach (SUV)	174 and 310 kW ACPM 6-Phase	Li-Ion	76/76/76	44/44/44	302	14	\$1,000	10
G 580 with EQ Technology	108, 108 and 108 kW ACPM 3-Phase	Li-Ion	62/68/56	54/50/60	239	14	\$1,200	10
<b>POLESTAR</b>								
3 Long Range Dual Motor (20 Inch Wheels)	173 and 180 kW PMSM	Li-Ion	87/91/82	39/38/41	310	10	\$900	10
3 Long Range Dual Motor (21 Inch Wheels)	127 and 180 kW PMSM	Li-Ion	88/92/84	38/37/40	315	10	\$850	10
3 Long Range Dual Motor (22 Inch Wheels)	173 and 200 kW PMSM	Li-Ion	80/84/76	42/40/44	287	10	\$950	10
3 Long Range Dual Motor Performance Pack	127 and 200 kW PMSM	Li-Ion	77/81/73	44/42/46	279	10	\$1,000	10
4 Long Range Dual Motor	200 kW PMSM	Li-Ion	83/86/80	41/39/42	272	11	\$900	10
<b>RIVIAN</b>								
R1S All-Terrain Dual Large (20in)	264 and 264 kW ACPM	Li-Ion	76/82/70	44/41/48	289	12	\$1,000	10
R1S All-Terrain Dual Large Plus (20in)	264 and 264 kW ACPM	Li-Ion	72/76/67	47/44/50	292	12	\$1,050	10
R1S All-Terrain Dual Max (20in)	264 and 264 kW ACPM	Li-Ion	78/82/73	43/41/46	370	15	\$950	10
R1S All-Terrain Performance Dual Max (20in)	264 and 264 kW ACPM	Li-Ion	78/82/73	43/41/46	370	15	\$950	10
R1S All-Terrain Performance Dual Large (20in)	264 and 264 kW ACPM	Li-Ion	76/82/70	44/41/48	289	12	\$1,000	10
R1S All-Terrain Performance Dual Large Plus (20in)	264 and 264 kW ACPM	Li-Ion	72/76/67	47/44/50	292	12	\$1,050	10
R1S All-Terrain Tri Max (20in)	201 and 233 kW ACPM	Li-Ion	68/72/63	50/47/53	329	15	\$1,100	10
R1S Dual Large (20in)	264 and 264 kW ACPM	Li-Ion	79/85/72	43/40/47	300	12	\$950	10
R1S Dual Large (22in)	264 and 264 kW ACPM	Li-Ion	85/94/77	39/36/44	329	12	\$900	10
R1S Dual Large Plus (20in)	264 and 264 kW ACPM	Li-Ion	78/85/72	43/40/47	317	12	\$950	10
R1S Dual Large Plus (22in)	264 and 264 kW ACPM	Li-Ion	82/89/75	41/38/45	330	12	\$900	10
R1S Dual Max (20in)	264 and 264 kW ACPM	Li-Ion	80/86/74	42/39/46	380	15	\$950	10
R1S Dual Max (22in)	264 and 264 kW ACPM	Li-Ion	84/91/77	40/37/44	410	15	\$900	10
R1S Dual Standard (20in)	208 and 208 kW ACPM	Li-Ion	79/85/72	43/40/47	258	9.5	\$950	10
R1S Dual Standard (22in)	208 and 208 kW ACPM	Li-Ion	85/92/77	40/37/44	270	9.5	\$900	10
R1S Performance Dual Large (20in)	264 and 264 kW ACPM	Li-Ion	79/85/72	43/40/47	300	12	\$950	10
R1S Performance Dual Large (22in)	264 and 264 kW ACPM	Li-Ion	85/94/77	39/36/44	329	12	\$900	10
R1S Performance Dual Large Plus (20in)	264 and 264 kW ACPM	Li-Ion	78/85/72	43/40/47	317	12	\$950	10
R1S Performance Dual Large Plus (22in)	208 and 208 kW ACPM	Li-Ion	82/89/75	41/38/45	330	12	\$900	10
R1S Performance Dual Max (20in)	208 and 208 kW ACPM	Li-Ion	80/86/74	42/39/46	380	15	\$950	10
R1S Performance Dual Max (22in)	208 and 208 kW ACPM	Li-Ion	84/91/77	40/37/44	410	15	\$900	10
R1S Tri Max (22in)	201, 201 and 233 kW ACPM	Li-Ion	76/81/70	45/42/48	371	15	\$1,000	10

Model	Motor	Battery Type	Fuel Economy (comb/city/hwy)		Driving Range* (miles)	Charge Time (hrs @ 240 V)	Annual Fuel Cost	GHG Rating
			MPGe	kWh/100 mi				
<b>TESLA</b>								
<b>Model X Plaid (20in wheels)</b>	230, 230 and 230 kW ACPM 3-Phase	Li-Ion	94/98/89	36/34/38	314	14	\$800	10
<b>Model X Plaid (22in wheels)</b>	230, 230 and 230 kW ACPM 3-Phase	Li-Ion	88/92/84	38/37/40	294	14	\$850	10
<b>VOLVO</b>								
<b>EX90 Twin Motor (20 and 22 Inch Wheels)</b>	127 and 200 kW PMSM	Li-Ion	81/83/78	42/41/43	300	10	\$950	10
<b>EX90 Twin Motor (21 Inch Wheels)</b>	127 and 173 kW PMSM	Li-Ion	84/86/82	40/39/41	310	10	\$900	10
<b>EX90 Twin Motor Performance (20 and 22 Inch Wheels)</b>	127 and 180 kW PMSM	Li-Ion	81/83/78	42/41/43	300	10	\$950	10
<b>EX90 Twin Motor Performance (21 Inch Wheels)</b>	173 and 180 kW PMSM	Li-Ion	84/86/82	40/39/41	310	10	\$900	10

**NOTES AND ABBREVIATIONS**

* ..... Range for combined city/highway driving (55% city and 45% highway)	Li-Ion .....Lithium-ion
AC Induction ..... Alternating current induction motor	MPGe ..... Miles per gallon gasoline equivalent
ACPM ..... Alternating current permanent magnet motor	PMACS .....Permanent magnet AC synchronous
DCPM ..... Direct current permanent magnet motor	PMSM ..... Permanent magnet synchronous motor
EESM ..... Externally excited synchronous machine	

## PLUG-IN HYBRID VEHICLES

Plug-in hybrid electric vehicles (PHEVs) are hybrids that can be charged by plugging them into an electrical outlet or charging station. Plug-in hybrids can store enough electricity from the power grid to significantly reduce their gasoline consumption under typical driving conditions.

There are two basic plug-in hybrid configurations:

- **Series PHEVs, also called Extended Range Electric Vehicles (EREVs).** The electric motor on these vehicles is the only power source that turns the wheels; the gasoline engine only generates electricity. Series PHEVs can run solely on electricity until the battery needs to be recharged. The gasoline engine will then generate the electricity needed to power the electric motor. For short trips, these vehicles may not use any gasoline.
- **Parallel or Blended PHEVs.** Both the engine and electric motor are mechanically connected to the wheels, and both may propel the vehicle. The vehicle may operate using both electricity and gasoline at the same time, using electricity only, or using gasoline only.

Plug-in hybrids also have different battery capacities, allowing some to travel farther on electricity than others. PHEV fuel economy, like that of EVs and regular hybrids, can be sensitive to driving style, driving conditions, and accessory use. When operating in pure electric mode, PHEVs emit no tailpipe pollutants, although the power plant producing the electricity may emit pollution.

Charging a PHEV's battery typically takes several hours. They can be charged at home or at an increasing number of workplaces or public locations. However, PHEVs don't have to be plugged in to be driven. They can be fueled solely with gasoline, like a conventional hybrid, but they will not achieve maximum range or fuel economy without charging.

Plug-in hybrids use less gasoline and cost less to fuel than conventional hybrids, but they are more expensive to purchase.

A federal income tax credit of up to \$7,500 is currently available to consumers purchasing a qualifying plug-in hybrid. State and/or local incentives may also apply. For additional information on PHEVs, including tax incentives, visit [fueleconomy.gov](http://fueleconomy.gov).





Manufacturer, Model, Trans, Eng Size, Cyl, Electric Motor	Fuel	Fuel Economy Combined MPGe	Range (miles)	Total Range* (miles)	Charge Time (hrs @ 240 V)	Annual Fuel Cost	GHG Rating
		Comb / City / Hwy MPG					
<b>TWO-SEATER CARS</b>							
<b>FERRARI</b>							
<b>296 GTB</b>							
AM-S8, 2.9L, 6cyl, 137 kW PMSM	Electricity + Gasoline	47 MPGe ([72kWh + 0 gal]/100 mi)†	8	350	2.5	\$2,850	5
	Premium Gasoline	18 / 16 / 22	340				
<b>296 GTS</b>							
AM-S8, 2.9L, 6cyl, 137 kW PMSM	Electricity + Gasoline	48 MPGe ([71kWh + 0 gal]/100 mi)†	7	330	2.5	\$3,000	5
	Premium Gasoline	18 / 15 / 21	320				
<b>SF90 Spider</b>							
AM-8, 3.9L, 8cyl, 99 and 150 kW PMSM	Electricity + Gasoline	44 MPGe ([77kWh + 0 gal]/100 mi)†	8	330	2.5	\$3,000	4
	Premium Gasoline	17 / 16 / 19	320				
<b>SF90 XX Spider</b>							
AM-8, 3.9L, 8cyl, 99 and 150 kW PMSM	Electricity + Gasoline	45 MPGe ([76kWh + 0 gal]/100 mi)†	8	330	2.5	\$3,000	4
	Premium Gasoline	17 / 16 / 19	320				
<b>SF90 XX Stradale</b>							
AM-8, 3.9L, 8cyl, 99 and 150 kW PMSM	Electricity + Gasoline	45 MPGe ([76kWh + 0 gal]/100 mi)†	8	330	2.5	\$3,000	4
	Premium Gasoline	17 / 16 / 19	320				
<b>COMPACT CARS</b>							
<b>VOLVO</b>							
<b>S60 T8 AWD</b>							
A-S8, 2.0L, 4cyl, 34 and 107 kW 3-phase Sync.	Electricity + Gasoline	74 MPGe ([44kWh + 0.1 gal]/100 mi)	40	530	5	\$1,300	9
	Premium Gasoline	31 / 30 / 33	492				
<b>SMALL STATION WAGONS</b>							
<b>VOLVO</b>							
<b>V60 T8 AWD</b>							
A-S8, 2.0L, 4cyl, 34 and 107 kW 3-phase Sync.	Electricity + Gasoline	74 MPGe ([44kWh + 0.1 gal]/100 mi)	40	530	5	\$1,300	9
	Premium Gasoline	31 / 30 / 33	492				
<b>MINIVANS 2WD</b>							
<b>CHRYSLER</b>							
<b>Pacifica Hybrid</b>							
AV, 3.6L, 6cyl, 89 kW AC Induction	Electricity + Gasoline	82 MPGe ([41kWh + 0 gal]/100 mi)†	32	520	2	\$1,150	9
	Gasoline	30 / 29 / 30	487				
<b>SMALL SPORT UTILITY VEHICLES 2WD</b>							
<b>FORD</b>							
<b>Escape FWD PHEV</b>							
AV, 2.5L, 4cyl, 78 kW DCPM	Electricity + Gasoline	101 MPGe ([33kWh + 0 gal]/100 mi)†	37	560	3.4	\$900	9
	Gasoline	40 / 42 / 37	520				
<b>KIA</b>							
<b>Niro Plug-in Hybrid</b>							
AM-S6, 1.6L, 4cyl, 62 kW AC PMSM	Electricity + Gasoline	108 MPGe ([31kWh + 0 gal]/100 mi)†	33	510	2.8	\$800	10
	Gasoline	48 / 49 / 47	474				
<b>SMALL SPORT UTILITY VEHICLES 4WD</b>							
<b>ALFA ROMEO</b>							
<b>Tonale eAWD</b>							
A-6, 1.3L, 4cyl, 89 kW AC Induction	Electricity + Gasoline	77 MPGe ([44kWh + 0 gal]/100 mi)†	33	360	4	\$1,200	9
	Gasoline	29 / 29 / 29	323				

Manufacturer, Model, Trans, Eng Size, Cyl, Electric Motor	Fuel	Fuel Economy Combined MPGe	Range (miles)	Total Range* (miles)	Charge Time (hrs @ 240 V)	Annual Fuel Cost	GHG Rating
		Comb / City / Hwy MPG					
<b>AUDI</b>							
<b>Q5 Plug-In Hybrid quattro</b>							
AM-S7, 2.0L, 4cyl, 105 kW AC PMSM	Electricity + Gasoline	58 MPGe ([58kWh + 0 gal]/100 mi)†	23	390	3	\$1,700	9
	Premium Gasoline	26 / 25 / 27	367				
<b>DODGE</b>							
<b>Hornet PHEV AWD</b>							
A-6, 1.3L, 4cyl, 89 kW AC Induction	Electricity + Gasoline	77 MPGe ([44kWh + 0 gal]/100 mi)†	33	360	4	\$1,200	9
	Gasoline	29 / 29 / 29	323				
<b>JEEP</b>							
<b>Wrangler 4dr 4xe</b>							
A-8, 2.0L, 4cyl, 100 kW AC Induction	Electricity + Gasoline	49 MPGe ([68kWh + 0 gal]/100 mi)†	22	370	2.4	\$1,900	7
	Gasoline	20 / 20 / 20	346				
<b>KIA</b>							
<b>Sportage Plug-in Hybrid</b>							
AM-S6, 1.6L, 4cyl, 67 kW AC PMSM	Electricity + Gasoline	84 MPGe ([40kWh + 0 gal]/100 mi)†	34	430	2	\$1,050	9
	Gasoline	35 / 36 / 35	393				
<b>LEXUS</b>							
<b>NX 450h Plus AWD</b>							
AV-S6, 2.5L, 4cyl, 40 and 134 kW AC Induction	Electricity + Gasoline	84 MPGe ([40kWh + 0 gal]/100 mi)†	37	550	4.5	\$1,150	9
	Premium Gasoline	36 / 38 / 33	517				
<b>LINCOLN</b>							
<b>Corsair AWD PHEV</b>							
AV, 2.5L, 4cyl, 50 and 96 kW DCPM	Electricity + Gasoline	76 MPGe ([44kWh + 0 gal]/100 mi)†	27	450	3.2	\$1,150	6
	Gasoline	33 / 34 / 32	420				
<b>MERCEDES-BENZ</b>							
<b>GLC350e 4matic with EQ Hybrid Tech</b>							
A-9, 2.0L, 4cyl, 100 kW PMSM	Electricity + Gasoline	64 MPGe ([52kWh + 0 gal]/100 mi)†	54	380	3	\$1,450	9
	Premium Gasoline	25 / 23 / 28	324				
<b>VOLVO</b>							
<b>XC60 T8 AWD</b>							
A-S8, 2.0L, 4cyl, 34 and 107 kW 3-phase Sync.	Electricity + Gasoline	63 MPGe ([50kWh + 0.1 gal]/100 mi)	36	560	5	\$1,500	9
	Premium Gasoline	28 / 28 / 28	521				
<b>STANDARD SPORT UTILITY VEHICLES 4WD</b>							
<b>BENTLEY</b>							
<b>Bentayga Hybrid</b>							
A-S8, 3.0L, 6cyl, 100 kW AC Induction	Electricity + Gasoline	42 MPGe ([67kWh + 0 gal]/100 mi)†	20	440	3	\$2,150	7
	Premium Gasoline	21 / 19 / 23	420				
<b>BMW</b>							
<b>XM</b>							
A-S8, 4.4L, 8cyl, 145 kW PMSM	Electricity + Gasoline	46 MPGe ([73kWh + 0 gal]/100 mi)†	31	300	5	\$2,700	7
	Premium Gasoline	14 / 12 / 17	268				
<b>JEEP</b>							
<b>Grand Cherokee 4xe</b>							
A-8, 2.0L, 4cyl, 100 kW AC Induction	Electricity + Gasoline	56 MPGe ([58kWh + 0 gal]/100 mi)†	26	470	3.4	\$1,600	8
	Gasoline	23 / 23 / 24	447				
<b>LAND ROVER</b>							
<b>Range Rover P550 PHEV</b>							
A-S8, 3.0L, 6cyl, 105 kW DCPM	Electricity + Gasoline	53 MPGe ([63kWh + 0 gal]/100 mi)†	21	420	4	\$1,700	9
	Premium Gasoline	21 / 21 / 22	403				

Manufacturer, Model, Trans, Eng Size, Cyl, Electric Motor	Fuel	Fuel Economy Combined MPGe	Range (miles)	Total Range* (miles)	Charge Time (hrs @ 240 V)	Annual Fuel Cost	GHG Rating
		Comb / City / Hwy MPG					
<b>Range Rover Sport P460 PHEV</b>							
A-S8, 3.0L, 6cyl, 105 kW DCPM	Electricity + Gasoline	53 MPGe ([63kWh + 0 gal]/100 mi)†	21	420	4	\$1,700	9
	Premium Gasoline	21 / 21 / 22	403				
<b>MAZDA</b>							
<b>CX-70 4WD PHEV</b>							
A-S8, 2.5L, 4cyl, 68 kW DCPM	Electricity + Gasoline	56 MPGe ([58kWh + 0.1 gal]/100 mi)	26	490	2.1	\$1,800	8
	Premium Gasoline	25 / 24 / 27	464				
<b>CX-90 4WD PHEV</b>							
A-S8, 2.5L, 4cyl, 68 kW DCPM	Electricity + Gasoline	56 MPGe ([58kWh + 0.1 gal]/100 mi)	26	490	2.1	\$1,800	8
	Premium Gasoline	25 / 24 / 27	464				
<b>MERCEDES-BENZ</b>							
<b>GLE450e 4matic</b>							
A-9, 2.0L, 4cyl, 100 kW PMSM	Electricity + Gasoline	60 MPGe ([56kWh + 0 gal]/100 mi)†	50	450	3	\$1,600	9
	Premium Gasoline	23 / 21 / 26	401				
<b>MITSUBISHI</b>							
<b>Outlander PHEV</b>							
A-1, 2.4L, 4cyl, 85 and 100 kW DCPM	Electricity + Gasoline	64 MPGe ([52kWh + 0 gal]/100 mi)†	38	420	6.5	\$1,350	9
	Gasoline	26 / 25 / 27	386				
<b>VOLVO</b>							
<b>XC90 T8 AWD</b>							
A-S8, 2.0L, 4cyl, 34 and 107 kW 3-phase Sync.	Electricity + Gasoline	58 MPGe ([55kWh + 0.1 gal]/100 mi)	33	530	5	\$1,650	9
	Premium Gasoline	27 / 26 / 27	499				

**NOTES AND ABBREVIATIONS**

\*.....Total range includes operation on both electricity and gasoline and is rounded to the nearest 10 miles.

†.....This vehicle did not use any gasoline during charge-depleting (electric) operation during EPA city and highway tests; however, you may use both gasoline and electricity during charge-depleting operation following a full charge.

3-phase Sync.....3-phase synchronous motor

AC..... Alternating current induction motor

DCPM..... Direct current permanent magnet motor

IPMSM..... Interior permanent magnet synchronous motor

MPGe..... Miles per gallon gasoline equivalent

MPK..... Miles per kilogram

PMSM..... Permanent magnet synchronous motor

## DIESEL VEHICLES

Diesel-powered vehicles are typically more fuel efficient than comparable vehicles powered by gasoline. Diesel engines are inherently more energy-efficient, and diesel fuel contains roughly 10%–15% more energy per gallon than gasoline. In addition, new

advances in diesel engine technology have improved performance, reduced engine noise and fuel odor, and decreased emissions of harmful air pollutants. Ultra-low sulfur diesel fuels also help reduce emissions from these vehicles.





Manufacturer Model Configuration (trans, eng size, cyl)	MPG		Annual Fuel Cost	GHG Rating	Notes
	Comb	City/Hwy			

### STANDARD PICKUP TRUCKS 2WD

#### CHEVROLET

##### Silverado 2WD

A-10, 3.0L, 6cyl	26	23/29	\$2,000	5	DTSS
------------------	----	-------	---------	---	------

#### GMC

##### Sierra 2WD

A-10, 3.0L, 6cyl	26	23/29	\$2,000	5	DTSS
------------------	----	-------	---------	---	------

### STANDARD PICKUP TRUCKS 4WD

#### CHEVROLET

##### Silverado 4WD

A-10, 3.0L, 6cyl	24	22/26	\$2,150	4	DTSS
A-10, 3.0L, 6cyl	23	22/25	\$2,250	4	DTSS

##### Silverado 4WD ZR2

A-10, 3.0L, 6cyl	21	20/23	\$2,450	4	DTSS
------------------	----	-------	---------	---	------

##### Silverado Mud Terrain Tires 4WD

A-10, 3.0L, 6cyl	23	21/24	\$2,250	4	DTSS
A-10, 3.0L, 6cyl	22	21/24	\$2,350	4	DTSS

Manufacturer Model Configuration (trans, eng size, cyl)	MPG		Annual Fuel Cost	GHG Rating	Notes
	Comb	City/Hwy			

#### GMC

##### Sierra 4WD

A-10, 3.0L, 6cyl	24	22/26	\$2,150	4	DTSS
------------------	----	-------	---------	---	------

##### Sierra 4WD AT4X

A-10, 3.0L, 6cyl	19	19/20	\$2,750	3	DTSS
------------------	----	-------	---------	---	------

##### Sierra Mud Terrain Tires 4WD

A-10, 3.0L, 6cyl	23	21/24	\$2,250	4	DTSS
------------------	----	-------	---------	---	------

# ETHANOL FLEXIBLE FUEL VEHICLES

Ethanol flexible fuel vehicles (FFVs) are designed by the original manufacturer to operate on gasoline, E85, or any mixture of the two fuels. Annual fuel cost is estimated assuming 15,000 miles of travel each year (55% city and 45% highway) and an average fuel cost of \$2.74 /gallon for E85, \$3.00 /gallon for regular unleaded gasoline, and \$3.91 /gallon for premium unleaded gasoline. The price of ethanol is highly variable from region to region; it is typically lower in the Midwestern United States and higher in other areas. Also, the ethanol content of E85 can range from 51% to 83% and typically varies seasonally. Therefore, actual consumer experience may differ

significantly from the annual fuel cost estimates presented here, which are based on fuel economy tests using E85.

Fuel economy and driving range values are shown for both gasoline and E85. When operating your FFV on mixtures of gasoline and E85, such as when alternating between using these fuels, your driving range and fuel economy values will likely be somewhere between those listed for the two fuels, depending on the actual percentages of gasoline and E85 in the tank.

Manufacturer Model Configuration (trans, eng size, cyl)	MPG		Annual Fuel Cost	GHG Rating	Fuel	Driving Range (miles)
	Comb	City/Hwy				
<b>SMALL STATION WAGONS</b>						
<b>BUICK</b>						
<b>Envista</b>						
A-6, 1.2L, 3cyl	30	28/32	\$1,500	6	Gas	393
	22	20/24	\$1,850	6	E85	288
<b>CHEVROLET</b>						
<b>Trax</b>						
A-6, 1.2L, 3cyl	30	28/32	\$1,500	6	Gas	393
	22	21/24	\$1,850	6	E85	288
<b>STANDARD PICKUP TRUCKS 4WD</b>						
<b>CHEVROLET</b>						
<b>Silverado 4WD</b>						
A-10, 5.3L, 8cyl	17	15/19	\$2,650	3	Gas	408/481
	12	11/14	\$3,400	3	E85	288/340
<b>Silverado Mud Terrain Tires 4WD</b>						
A-10, 5.3L, 8cyl	17	15/19	\$2,650	3	Gas	408
	12	11/14	\$3,400	3	E85	288

Manufacturer Model Configuration (trans, eng size, cyl)	MPG		Annual Fuel Cost	GHG Rating	Fuel	Driving Range (miles)
	Comb	City/Hwy				
<b>GMC</b>						
<b>Sierra 4WD</b>						
A-10, 5.3L, 8cyl	17	15/19	\$2,650	3	Gas	408/481
	12	11/14	\$3,400	3	E85	288/340
<b>Sierra Mud Terrain Tires 4WD</b>						
A-10, 5.3L, 8cyl	17	15/19	\$2,650	3	Gas	408
	12	11/14	\$3,400	3	E85	288
<b>SMALL SPORT UTILITY VEHICLES 2WD</b>						
<b>BUICK</b>						
<b>Encore GX FWD</b>						
AV, 1.2L, 3cyl	30	30/31	\$1,500	6	Gas	396
	22	22/23	\$1,850	6	E85	290
<b>CHEVROLET</b>						
<b>Trailblazer FWD</b>						
AV, 1.2L, 3cyl	30	30/31	\$1,500	6	Gas	396
	22	22/23	\$1,850	6	E85	290

# FUEL CELL VEHICLES

Fuel cell vehicles (FCVs) are similar to all-electric vehicles in that they are propelled by electric motors. However, rather than storing electricity in a battery, FCVs store energy as hydrogen, which is converted to electricity inside the vehicle. FCVs are environmentally cleaner than conventional vehicles with internal combustion engines—the only by-product of a hydrogen fuel cell vehicle is water.

Fuel cell vehicles are not yet widely available across the U.S., and there are just over 50 public hydrogen stations nationwide. A limited

number of FCVs are available for lease and sale in select regions of the country, mostly in California, where most hydrogen stations are located.

For more information about FCVs, visit [fuelconomy.gov](http://fuelconomy.gov) and the Hydrogen and Fuel Cell Technologies Office (HFTO) website at [www.energy.gov/eere/fuelcells/hydrogen-and-fuel-cell-technologies-office](http://www.energy.gov/eere/fuelcells/hydrogen-and-fuel-cell-technologies-office).

Model	Fuel Cell Type	Motor	Battery Type & Rating	Fuel Type	Fuel Economy Comb/City/Hwy	Driving Range (miles)
-------	----------------	-------	-----------------------	-----------	----------------------------	-----------------------

**No data at this time**

**NOTES AND ABBREVIATIONS**

- |   |  |
|---|--|
| AC ..... Alternating current induction motor            | MPK ..... Miles per kilogram             |
| IPMSM ..... Interior permanent magnet synchronous motor | PEFC ..... Polymer electrolyte fuel cell |
| Li-Ion ..... Lithium-ion                                | PEM ..... Proton exchange membrane       |
| MPGe ..... Miles per gallon gasoline equivalent         |  |

# INDEX

## Interior Volume (cu.ft.) Passenger / Cargo

	2dr	4dr	Hatch	Pg
<b>ACURA</b>				
Integra		96/24		16
Integra A-Spec		96/24		17
MDX AWD				22
MDX AWD Type-S				27
MDX FWD				21
RDX AWD				22
RDX AWD A-SPEC				22
TLX AWD A-SPEC		93/14		13
TLX FWD		93/14		
TLX Type-S		93/13		13

## ALFA ROMEO

Giulia		100/12		15
Giulia AWD		100/12		15
Stelvio AWD				22
Tonale eAWD				22,42

## ASTON MARTIN

DB12 V8	72/9			11
DBX 707				27
Vantage				11

## AUDI

A3 quattro		87/8		12
A4 allroad quattro		92/24		18
A4 quattro		92/12		13
A4 S line quattro		92/12		13
A5 Sportback quattro			91/22	15
A5 Sportback S line quattro			91/22	15
A6 Allroad quattro		101/30		9,18
A6 quattro		99/14		15
A7 quattro			95/25	15
A8 quattro		111/13		17
Q3				22
Q3 S-Line quattro				22
Q4 45 e-tron		96/26		9,26,38
Q4 55 e-tron quattro		96/26		27,38
Q4 Sportback 55 e-tron quattro		96/26		27,38
Q5 Plug-In Hybrid quattro				22,43
Q5 quattro				22
Q5 S line quattro				22
Q5 Sportback S line quattro				22
Q6 e-tron (19 inch wheels)				26,38
Q6 e-tron (20 inch wheels)				26,38
Q6 e-tron quattro (19 inch wheels)				27,38
Q6 e-tron quattro (20 inch wheels)				27,38
Q6 e-tron ultra				26,38
Q6 Sportback e-tron quattro (19 inch wheels)				27,38
Q6 Sportback e-tron quattro (20 inch wheels)				27,38
Q7				27
Q8 e-tron quattro (20 inch wheels)		103/28		27,38
Q8 e-tron quattro (21 inch wheels)		103/28		27,38
Q8 quattro				27
Q8 Sportback e-tron quattro (20 inch wheels)		102/27		27,38
Q8 Sportback e-tron quattro (21 inch wheels)		102/27		27,38
RS 5 Sportback			91/22	15

## Interior Volume (cu.ft.) Passenger / Cargo

	2dr	4dr	Hatch	Pg
RS 6 Avant		101/30		18
RS 7			95/25	15
RS Q8 Performance				27
S e-tron GT (20 inch wheels)		89/11		9,12,33
S e-tron GT (21 inch wheels)		89/11		12,33
S3		87/8		12
S4		92/12		13
S5 Sportback			91/22	15
S6		99/14		15
S7			94/25	15
S8		111/13		17
SQ5				22
SQ5 Sportback				22
SQ6 e-tron				27,38
SQ6 Sportback e-tron				27,38
SQ7				27
SQ8				27
SQ8 e-tron (20 inch wheels)				27,38
SQ8 e-tron (21/22 inch wheels)				27,38
SQ8 Sportback e-tron (20 inch wheels)				27,38
SQ8 Sportback e-tron (21/22 inch wheels)				27,38

## BENTLEY

Bentayga				27
Bentayga EWB				27
Bentayga Hybrid				27,43

## BMW

230i Coupe		88/10		12
230i xDrive Coupe		88/10		12
330i Sedan			94/13	13
330i xDrive Sedan			94/13	13
430i Convertible		84/9		12
430i Coupe		86/12		12
430i Gran Coupe			91/12	13
430i xDrive Convertible		84/9		12
430i xDrive Coupe		86/12		12
430i xDrive Gran Coupe			91/12	13
530i Sedan			98/14	15
530i xDrive Sedan			98/14	15
540i xDrive Sedan			98/14	15
740i Sedan			110/14	17
740i xDrive Sedan			110/14	17
760i xDrive Sedan			110/14	17
840i Convertible		81/12		12
840i Coupe		81/15		12
840i Gran Coupe			100/16	15
840i xDrive Convertible		81/12		12
840i xDrive Coupe		81/15		12
840i xDrive Gran Coupe			100/16	15
Alpina B8 Gran Coupe			100/16	15
Alpina XB7				27
i4 eDrive35 Gran Coupe (18 inch Wheels)		90/10		9,13,33
i4 eDrive35 Gran Coupe (19 inch Wheels)		90/10		13,33
i4 eDrive40 Gran Coupe (18 inch wheels)		90/10		13,33
i4 eDrive40 Gran Coupe (19 inch Wheels)		90/10		13,33

## Interior Volume (cu.ft.) Passenger / Cargo

	2dr	4dr	Hatch	Pg
i4 M50 Gran Coupe (19 inch wheels)		90/10		13,33
i4 M50 Gran Coupe (20 inch wheels)		90/10		13,33
i4 xDrive40 Gran Coupe (18 inch Wheels)		90/10		13,33
i4 xDrive40 Gran Coupe (19 inch Wheels)		90/10		13,33
i5 eDrive40 Sedan (19 inch Wheels)		98/11		13,33
i5 eDrive40 Sedan (20 inch Wheels)		98/11		13,33
i5 eDrive40 Sedan (21 inch Wheels)		98/11		13,33
i5 M50 xDrive Sedan (19 inch Wheels)		98/11		13,33
i5 M60 xDrive Sedan (20 inch Wheels)		98/11		13,33
i5 M60 xDrive Sedan (21 inch Wheels)		98/11		13,33
i5 xDrive40 Sedan (19 inch Wheels)		98/11		13,33
i5 xDrive40 Sedan (20 inch Wheels)		98/11		13,33
i5 xDrive40 Sedan (21 inch Wheels)		98/11		13,33
i7 eDrive50 Sedan (19 inch Wheels)		109/11		17,34
i7 eDrive50 Sedan (20 inch Wheels)		109/11		17,34
i7 eDrive50 Sedan (21 inch Wheels)		109/11		17,34
i7 M70 xDrive Sedan (20 inch Wheels)		109/11		17,34
i7 M70 xDrive Sedan (21 inch Wheels)		109/11		17,34
i7 xDrive60 Sedan (19 inch wheels)		109/14		17,34
i7 xDrive60 Sedan (20 inch wheels)		109/14		17,34
i7 xDrive60 Sedan (21 inch wheels)		109/14		17,34
iX M60 (21 inch Wheels)				27,39
iX M60 (22 inch Wheels)				27,39
iX xDrive40 (20 inch Wheels)				27,39
iX xDrive40 (21 inch Wheels)				27,39
iX xDrive40 (22 inch Wheels)				27,39
iX xDrive50 (20 inch wheels)				27,39
iX xDrive50 (21 inch wheels)				27,39
iX xDrive50 (22 inch wheels)				27,39
M2 Coupe		88/10		12
M240i Coupe		88/10		12
M240i xDrive Coupe		88/10		12
M3 Competition M xDrive Sedan		95/13		13
M3 Competition Sedan		95/13		13
M3 Sedan		95/13		13
M340i Sedan		94/13		13
M340i xDrive Sedan		94/13		13
M4 Competition Coupe		87/12		12
M4 Competition M xDrive Convertible		84/9		12
M4 Competition M xDrive Coupe		87/12		12
M4 Coupe		87/12		12



	Interior Volume (cu.ft.) Passenger / Cargo			
	2dr	4dr	Hatch	Pg
M4 CS Coupe	87/12			12
M440i Convertible	84/9			12
M440i Coupe	86/12			12
M440i Gran Coupe		91/12		13
M440i xDrive				
Convertible	84/9			12
M440i xDrive Coupe	86/12			12
M440i xDrive Gran Coupe		91/12		13
M8 Competition				
Convertible	81/12			12
M8 Competition				
Coupe	81/15			12
M8 Competition Gran Coupe	100/11			15
M850i xDrive				
Convertible	81/12			12
M850i xDrive Coupe	81/15			12
M850i xDrive Gran Coupe		100/16		15
X1 M35i				22
X1 xDrive28i				23
X2 M35i				23
X2 xDrive28i				23
X3 M50i xDrive				23
X3 xDrive30i				23
X4 M				23
X4 M Competition				23
X4 M40i				23
X4 xDrive30i				23
X5 M Competition				27
X5 M60i xDrive				27
X5 sDrive40i				26
X5 xDrive40i				28
X6 M Competition				28
X6 M60i xDrive				28
X6 xDrive40i				28
X7 M60i xDrive				28
X7 xDrive40i				28
XM				28,43
Z4 M40i				11
Z4 sDrive30i				9,11
<b>BUGATTI</b>				
Mistral				11
<b>BUGATTI RIMAC</b>				
Nevera	45/4			9,11,33
<b>BUICK</b>				
Enclave AWD				28
Enclave FWD				26
Encore GX AWD		94/24		23
Encore GX FWD				21,47
Envision AWD				23
Envista		94/24		18,47
<b>CADILLAC</b>				
CT4		90/11		13
CT4 AWD		90/11		13
CT4 V		90/11		13
CT4 V AWD		90/11		13
CT5		99/11		15
CT5 AWD		99/11		15
CT5 V		99/11		15
CT5 V AWD		99/11		15

	Interior Volume (cu.ft.) Passenger / Cargo			
	2dr	4dr	Hatch	Pg
Escalade 2WD				26
Escalade 4WD				28
Escalade V AWD				28
LYRIQ		105/24		21,36
LYRIQ AWD (11 kW Charger)		105/24		23,37
LYRIQ AWD (19 kW Charger)		105/24		23,37
XT4 AWD		101/23		23
XT4 FWD		101/23		21
XT5 AWD				23
XT5 FWD				21
XT6 AWD		137/13		23
XT6 FWD		137/13		21
<b>CHEVROLET</b>				
Blazer AWD		107/31		23
Blazer EV AWD		104/26		23,37
Blazer EV RWD		105/26		21,36
Blazer FWD		107/31		21
Corvette				11
Corvette E-Ray				11
Corvette Z06		51/0		11
Corvette Z06 Carbon				
Aero		51/0		11
Equinox AWD		104/30		23
Equinox EV AWD (11 kW Charger)				23,37
Equinox EV AWD (19 kW Charger)				23,37
Equinox EV FWD				21,36
Equinox FWD		104/30		21
Malibu		102/16		15
Silverado 2WD				9,18,46
Silverado 4WD				19,46,47
Silverado 4WD ZR2				19,46
Silverado Cab Chassis 2WD				20
Silverado Cab Chassis 4WD				20
Silverado EV (11 kW Charger)				19,35
Silverado EV (19 kW Charger)				19,35
Silverado EV 5WT (11 kW Charger)				19,35
Silverado EV 5WT (19 kW Charger)				19,35
Silverado EV 8WT				19,35
Silverado Mud Terrain Tires 4WD				19,46,47
Suburban 2WD				26
Suburban 4WD				28
Tahoe 2WD				26
Tahoe 4WD				28
Trailblazer AWD				23
Trailblazer FWD				21,47
Traverse AWD				28
Traverse FWD				26
Trax		98/25		18,47
<b>CHRYSLER</b>				
Pacifica				20
Pacifica AWD				21
Pacifica Hybrid				20,42
Voyager				20
<b>DODGE</b>				
Durango AWD				28
Durango RWD				26
Durango SRT AWD				28
Hornet AWD				23
Hornet PHEV AWD				23,43

	Interior Volume (cu.ft.) Passenger / Cargo			
	2dr	4dr	Hatch	Pg
<b>FERRARI</b>				
296 GTB	61/5			11,42
296 GTS	61/5			11,42
Daytona SP3	44/0			11
F167 ABA	43/5			11
Purosangue			97/9	28
Roma Spider	78/6			11
SF90 Spider				11,42
SF90 XX Spider				11,42
SF90 XX Stradale				11,42
<b>FIAT</b>				
500e			72/7	9,11,33
500e All Season			72/7	11,33
<b>FORD</b>				
Escape AWD				23
Escape AWD HEV				23
Escape FWD				21
Escape FWD HEV				21
Escape FWD PHEV				21,42
Explorer AWD				28
Explorer RWD				26
F-150 Lightning 4WD ER1				19,35
F-150 Lightning 4WD PRO ER1				19,35
F-150 Lightning 4WD SR				19,35
F-150 Lightning Platinum 4WD				19,35
<b>GENESIS</b>				
Electrified G80		99/13		15,34
Electrified GV70		103/29		23,37
G70 AWD		94/10		13
G70 RWD		94/10		
G80 AWD		107/15		17
G90 AWD		109/11		17
G90 MHEV		109/11		17
GV60 AWD (19 inch Wheels)		102/24		23,37
GV60 AWD Advanced (20 inch Wheels)		102/24		23,37
GV60 AWD Performance		102/24		23,37
GV60 RWD		102/24		21,36
GV70 AWD		104/29		23
GV80 AWD				28
GV80 MHEV				28
<b>GMC</b>				
Acadia AWD				28
Acadia FWD				26
Hummer EV Pickup 2X				19,35
Hummer EV Pickup 3X				19,35
Hummer EV Pickup MT Tires 2X				19,35
Hummer EV Pickup MT Tires 3X				19,35
Hummer EV SUV 2X				28,39
Hummer EV SUV 3X				28,39
Hummer EV SUV MT Tires 2X				28,39
Hummer EV SUV MT Tires 3X				28,39
Sierra 2WD				9,18,46
Sierra 4WD				19,46,47
Sierra 4WD AT4X				19,46
Sierra Cab Chassis 2WD				20
Sierra Cab Chassis 4WD				20
Sierra EV				19,35

	Interior Volume (cu.ft.) Passenger / Cargo			
	2dr	4dr	Hatch	Pg
Sierra Mud Terrain Tires 4WD				19,46,47
Terrain AWD		104/30		23
Terrain FWD				21
Yukon 2WD				26
Yukon 4WD				28
Yukon XL 2WD				26
Yukon XL 4WD				28

## HONDA

Accord		106/17		17
Accord Hybrid		106/17		9,17
Accord Hybrid Sport/Touring		103/17		15
Civic 4Dr		99/15		15
Civic 5Dr			99/24	9,17
CR-V AWD				23
CR-V FWD				21
HR-V AWD		99/24		18
HR-V FWD		99/24		18
Odyssey				20
Passport AWD				23
Pilot AWD				28
Pilot AWD Touring/Elite/Black				28
Pilot AWD TrailSport				28
Pilot FWD				21
Ridgeline AWD				19
Ridgeline AWD TrailSport				19

## HYUNDAI

Elantra		99/14		15
Elantra Hybrid		99/14		15
Elantra Hybrid Blue		99/14		9,15
Elantra N		99/14		15
Ioniq 5 AWD (19 inch Wheels)				23,37
Ioniq 5 AWD (20 inch Wheels)				23,37
Ioniq 5 AWD XRT				23,37
Ioniq 5 N				23,37
Ioniq 5 RWD				21,36
Ioniq 5 Standard range				21,36
Ioniq 6 AWD (18 inch Wheels)		105/11		15,34
Ioniq 6 AWD (20 inch Wheels)		105/11		15,34
Ioniq 6 RWD (18 inch Wheels)		105/11		15,34
Ioniq 6 RWD (20 inch Wheels)		105/11		15,34
Ioniq 6 Standard Range		105/11		15,34
Kona AWD				23
Kona Electric (17 inch Wheels)				21,36
Kona Electric (19 inch Wheels)				21,36
Kona Electric Standard Range				21,36
Kona FWD				21
Palisade AWD		155/18		23
Palisade FWD		155/18		21
Santa Cruz AWD				24
Santa Cruz FWD				21
Santa Cruz XRT AWD				24
Santa Fe AWD				24
Santa Fe AWD XRT				24
Santa Fe FWD				21
Santa Fe Hybrid AWD				24
Santa Fe Hybrid FWD				21
Sonata AWD		104/16		17
Sonata FWD		104/16		17
Sonata Hybrid		104/16		17
Tucson AWD				24

	Interior Volume (cu.ft.) Passenger / Cargo			
	2dr	4dr	Hatch	Pg
Tucson FWD				21
Tucson Hybrid				24
Tucson Hybrid Blue				24
Venue				21

**INEOS AUTOMOTIVE**

Grenadier				28
Grenadier Trialmaster Edition				28

## INFINITI

QX50				22
QX50 AWD				24
QX55 AWD				24
QX60 AWD				28
QX60 FWD				26
QX80 2WD				26
QX80 4WD				28

## JAGUAR

F-Pace				24
F-Pace MHEV				24
F-Pace SVR				24

## JEEP

Compass 4WD				24
Gladiator 4WD				19
Grand Cherokee 2WD				26
Grand Cherokee 4WD				28
Grand Cherokee 4xe				28,43
Grand Cherokee L 2WD				26
Grand Cherokee L 4WD				28
Grand Wagoneer 4WD				29
Grand Wagoneer L 4WD				29
Wagoneer 2WD				26
Wagoneer 4WD				29
Wagoneer L 2WD				26
Wagoneer L 4WD				29
Wrangler 2dr 4WD				24
Wrangler 4dr 4WD				24
Wrangler 4dr 4xe				24,43

## KIA

Carnival				21
Carnival Hybrid				9,21
EV9 Long Range AWD				29,39
EV9 Long Range AWD GT-Line				29,39
EV9 Long Range RWD				26,38
EV9 Standard Range RWD				26,38
K4		99/14		15
K5		105/16		17
K5 AWD		105/16		17
Niro		105/23		22
Niro Electric		100/23		22,36
Niro FE		105/23		9,22
Niro Plug-in Hybrid		105/19		22,42
Seltos AWD				24
Seltos FWD				22
Sorento AWD				24
Sorento FWD				22
Sorento Hybrid AWD				24
Sorento Hybrid FWD				22
Soul		101/24		18
Soul Eco dynamics		101/24		18

	Interior Volume (cu.ft.) Passenger / Cargo			
	2dr	4dr	Hatch	Pg
Sportage AWD				24
Sportage FWD				22
Sportage Hybrid AWD				24
Sportage Hybrid FWD				24
Sportage Plug-in Hybrid				24,43
Sportage X-pro				24
Telluride AWD		157/21		24
Telluride FWD		157/21		22

## LAMBORGHINI

Revuelto				11
----------	--	--	--	----

## LAND ROVER

Defender 110				29
Defender 110 MHEV				29
Defender 130				29
Defender 130 Outbound				29
Defender 130 P300 MHEV				29
Defender 130 P400 MHEV				29
Defender 90				29
Defender 90 MHEV				29
Discovery				29
Discovery MHEV				29
Discovery Sport				24
Range Rover Evoque				24
Range Rover LWB MHEV				29
Range Rover MHEV				29
Range Rover P400 LWB MHEV				29
Range Rover P400 MHEV				29
Range Rover P550 PHEV				29,43
Range Rover Sport MHEV				29
Range Rover Sport P360 MHEV				29
Range Rover Sport P400 MHEV				29
Range Rover Sport P460 PHEV				29,44
Range Rover Sport SVR MHEV				29
Range Rover SV LWB MHEV				29
Range Rover SV MHEV				29
Range Rover Velar				24
Range Rover Velar P340 MHEV				24
Range Rover Velar P400 MHEV				24

## LEXUS

ES 250 AWD		97/14		16
ES 300h		97/14		16
ES 350		98/14		16
ES 350 F Sport		98/14		16
NX 250				22
NX 250 AWD				24
NX 350 AWD				24
NX 350 AWD F Sport				24
NX 350h AWD				24
NX 450h Plus AWD				24,43
UX 300h			90/17	14
UX 300h AWD			90/17	14

## LINCOLN

Aviator AWD				29
Aviator RWD				26
Corsair AWD				24
Corsair AWD PHEV				24,43
Corsair FWD				22
Nautilus AWD				24
Nautilus HEV AWD				24

	Interior Volume (cu.ft.) Passenger / Cargo			
	2dr	4dr	Hatch	Pg
<b>LUCID</b>				
Air G Touring XR AWD with 19 inch wheels		99/32		17,34
Air G Touring XR AWD with 20 inch wheels		99/32		17,34
Air G Touring XR AWD with 21 inch wheels		99/32		17,34
Air Pure RWD with 19 inch wheels		101/32		9,17,34
Air Pure RWD with 20 inch wheels		101/32		17,34
Air Sapphire AWD		99/32		17,34
Air Touring AWD with 19 inch wheels		101/32		17,34
Air Touring AWD with 20 inch wheels		101/32		17,34
Air Touring AWD with 21 inch wheels		101/32		17,34
<b>MASERATI</b>				
Grancabrio Folgore	89/5			12,33
Granturismo Folgore	89/8			12,33
Grecale Folgore (20 inch Wheels)				24,37
Grecale Folgore (21 inch Wheels)				24,37
Grecale Modena				25
MC20				11
MC20 Spyder				11
<b>MAZDA</b>				
3 4-Door 2WD		93/13		14
3 4-Door 4WD		93/13		14
3 5-Door 2WD			93/20	16
3 5-Door 4WD			93/20	16
CX-30 4WD				25
CX-5 4WD				25
CX-50 4WD				25
CX-70 4WD				29
CX-70 4WD PHEV				29,44
CX-90 4WD				29
CX-90 4WD PHEV				29,44
<b>MERCEDES-BENZ</b>				
AMG C43 4matic		93/12		14
AMG CLA35 4matic		89/12		14
AMG CLA45 S 4matic		89/12		14
AMG CLE53 4matic Plus (convertible)	86/10			12
AMG CLE53 4matic Plus (coupe)	88/11			12
AMG EQE 4matic Plus		101/11		16,34
AMG EQE 4matic Plus (SUV)		107/23		29,39
AMG EQS 4matic Plus		103/35		17,35
AMG G63				29
AMG GLA35 4matic		99/9		18
AMG GLB35 4matic		125/12		18
AMG GLC43 4matic		98/24		18
AMG GLC43 4matic Coupe		95/22		18
AMG GLE53 4matic Plus				29
AMG GLE53 4matic Plus Coupe				29
AMG GLE63 S 4matic Plus				29
AMG GLE63 S 4matic Plus Coupe				29
AMG GLS63 4matic Plus				29
AMG GT 43 (coupe)	81/16			12

	Interior Volume (cu.ft.) Passenger / Cargo			
	2dr	4dr	Hatch	Pg
AMG GT 55 4matic Plus (coupe)				11
AMG GT 63 4matic Plus (coupe)				11
AMG SL43		76/6		11
AMG SL55 4matic Plus		76/6		11
AMG SL63 4matic Plus		76/6		11
C300		93/12		14
C300 4matic		93/12		14
CLA250		89/12		14
CLA250 4matic		89/12		14
CLE300 4matic (Convertible)	86/10			12
CLE300 4matic (Coupe)	88/11			12
CLE450 4matic (Convertible)	86/10			12
CLE450 4matic (Coupe)	88/11			12
E350		100/13		16
E350 4matic		100/13		16
E450 4matic		100/13		16
E450 4matic All-Terrain (wagon)		102/33		9,18
EQE 350 4matic		101/11		16,34
EQE 350 4matic (SUV)		107/23		29,39
EQE 350 Plus		101/11		16,34
EQE 350 Plus (SUV)		107/23		9,18,35
EQE 500 4matic		101/11		16,34
EQE 500 4matic (SUV)		107/23		18,35
EQS 450 4matic		103/35		17,35
EQS 450 4matic (SUV)				29,39
EQS 450 Plus		103/35		17,35
EQS 450 Plus (SUV)				27,38
EQS 580 4matic		103/35		17,35
EQS 580 4matic (SUV)				29,39
EQS 680 4matic Maybach (SUV)				29,39
G 580 with EQ Technology				30,39
G550				30
GLA250				20
GLA250 4matic				25
GLB250				20
GLB250 4matic				25
GLC300 4matic				25
GLC300 4matic Coupe				25
GLC350e 4matic with EQ Hybrid Tech				25,43
GLE350				25
GLE350 4matic				25
GLE450 4matic				30
GLE450 4matic (coupe)				30
GLE450e 4matic				30,44
GLE580 4matic				30
GLS450 4matic				30
GLS580 4matic				30
GLS600 4matic Maybach				30
Maybach S680 4matic		115/12		17
S500 4matic		112/13		17
S580 4matic		107/14		17
S580 4matic Maybach		115/12		18
<b>MINI</b>				
Cooper Hardtop 2 door		81/13		9,13
Cooper S Hardtop 2 door		81/9		9,13
Cooper S Hardtop 4 door		84/17		14
Countryman S All4				25

	Interior Volume (cu.ft.) Passenger / Cargo			
	2dr	4dr	Hatch	Pg
Countryman SE ALL4 (18 inch Wheels)		96/26		25,37
Countryman SE ALL4 (19 inch Wheels)		96/26		25,37
JCW Countryman All4				25
<b>MITSUBISHI</b>				
Outlander PHEV				30,44
<b>NISSAN</b>				
Altima		101/15		16
Altima AWD		101/15		16
Altima SL/SR		101/15		16
ARIYA e-4ORCE 63kWh		101/28		25,37
ARIYA ENGAGE+/EVOLVE+ e-4ORCE 87kWh		101/28		25,37
ARIYA EVOLVE+ FWD 87kWh		101/28		22,36
ARIYA FWD 63kWh		101/28		22,36
ARIYA PLATINUM+ e-4ORCE 87kWh 19in. Wheels		97/28		25,37
ARIYA PLATINUM+ e-4ORCE 87kWh 20in. Wheels		97/28		25,37
Frontier 2WD				19
Frontier 4WD				20
Frontier 4WD PRO4X				20
Kicks				22
Kicks AWD				25
LEAF		92/24		16,34
LEAF SV		92/24		16,34
Pathfinder 2WD				22
Pathfinder 4WD				25
Pathfinder 4WD Platinum				30
Pathfinder 4WD Rock Creek				25
Rogue AWD				25
Rogue AWD Rock Creek				25
Rogue AWD SL/Platinum				25
Rogue FWD				22
Rogue FWD SL/Platinum				22
Sentra		96/14		16
Sentra SR		96/14		16
Versa		89/15		14
<b>POLESTAR</b>				
2 Dual Motor (19 Inch Wheels)		89/26		16,34
2 Dual Motor (20 Inch Wheels)		89/26		16,34
2 Dual Motor Performance Pack		89/26		16,34
2 Single Motor (19 Inch Wheels)		89/26		16,34
2 Single Motor (20 Inch Wheels)		89/26		16,34
3 Long Range Dual Motor (20 Inch Wheels)				30,39
3 Long Range Dual Motor (21 Inch Wheels)				30,39
3 Long Range Dual Motor (22 Inch Wheels)				30,39
3 Long Range Dual Motor Performance Pack				30,39
3 Long Range Single Motor (20 Inch Wheels)				27,38
3 Long Range Single Motor (21 Inch Wheels)				27,38
3 Long Range Single Motor (22 Inch Wheels)				27,38
4 Long Range Dual Motor		104/25		30,39
4 Long Range Single Motor		104/25		27,38
<b>PORSCHE</b>				
718 Boxster GTS				11
718 Cayman GTS				11
911 Carrera		70/5		11
911 Carrera Cabriolet		68/5		12
911 Turbo		70/5		12
911 Turbo Cabriolet		70/5		12

**Interior Volume (cu.ft.)  
Passenger / Cargo**

	2dr	4dr	Hatch	Pg
911 Turbo S	70/5			12
911 Turbo S Cabriolet	70/5			12
Cayenne				30
Cayenne Coupe				30
Cayenne GTS				30
Cayenne GTS Coupe				30
Cayenne Turbo GT				30
Macan				25
Macan 4 Electric				25,37
Macan 4S Electric				25,37
Macan S				25
Macan T				25
Macan Turbo Electric				25,37
Panamera			98/27	18
Panamera 4			98/27	18
Taycan 4 Cross Turismo			90/24	16,34
Taycan 4S Cross Turismo			91/24	16,34
Taycan 4S Perf Battery Plus	89/12			14,33
Taycan 4S Perf Battery Plus 19 inch Wheels	89/12			14,33
Taycan 4S Performance Battery	89/12			14,33
Taycan Perf Battery Plus	90/12			14,33
Taycan Performance Battery	90/12			14,33
Taycan Turbo	89/11			14,33
Taycan Turbo 21in Aero-Design wheel (285/35)	89/11			14,33
Taycan Turbo Cross Turismo			92/24	16,34
Taycan Turbo GT	89/11			14,33
Taycan Turbo GT with Weissach Package	89/11			14,33
Taycan Turbo S	89/11			14,33
Taycan Turbo S 21in Aero-Design wheel (285/35)	89/11			14,33
Taycan Turbo S Cross Turismo			93/24	16,34

**RAM**

1500 2WD				19
1500 4WD				20
1500 HFE 2WD				19
1500 HO 4WD				20
1500 RHO 4WD				20

**RIVIAN**

R1S All-Terrain Dual Large (20in)				30,39
R1S All-Terrain Dual Large Plus (20in)				30,39
R1S All-Terrain Dual Max (20in)				30,39
R1S All-Terrain Performance Dual Max (20in)				30,39
R1S All-Terrain Performance Dual Large (20in)				30,39
R1S All-Terrain Performance Dual Large Plus (20in)				30,39
R1S All-Terrain Tri Max (20in)				30,39
R1S Dual Large (20in)				30,39
R1S Dual Large (22in)				30,39
R1S Dual Large Plus (20in)				30,39
R1S Dual Large Plus (22in)				30,39
R1S Dual Max (20in)				30,39
R1S Dual Max (22in)				30,39
R1S Dual Standard (20in)				30,39
R1S Dual Standard (22in)				30,39
R1S Performance Dual Large (20in)				30,39
R1S Performance Dual Large (22in)				30,39
R1S Performance Dual Large Plus (20in)				30,39

**Interior Volume (cu.ft.)  
Passenger / Cargo**

	2dr	4dr	Hatch	Pg
R1S Performance Dual Large Plus (22in)				30,39
R1S Performance Dual Max (20in)				30,39
R1S Performance Dual Max (22in)				30,39
R1S Tri Max (22in)				30,39
R1T All-Terrain Dual Large (20in)				20,36
R1T All-Terrain Dual Large Plus (20in)				20,36
R1T All-Terrain Dual Max (20in)				20,36
R1T All-Terrain Performance Dual Large (20in)				20,36
R1T All-Terrain Performance Dual Large Plus (20in)				20,36
R1T All-Terrain Performance Dual Max (20in)				20,36
R1T All-Terrain Tri Max (20in)				20,36
R1T Dual Large (20in)				20,36
R1T Dual Large (22in)				20,36
R1T Dual Large Plus (20in)				20,36
R1T Dual Large Plus (22in)				20,36
R1T Dual Max (20in)				20,36
R1T Dual Max (22in)				9,20,36
R1T Dual Standard (20in)				20,36
R1T Dual Standard (22in)				20,36
R1T Performance Dual Large (20in)				20,36
R1T Performance Dual Large (22in)				20,36
R1T Performance Dual Large Plus (20in)				20,36
R1T Performance Dual Large Plus (22in)				20,36
R1T Performance Dual Max (20in)				20,36
R1T Performance Dual Max (22in)				9,20,36
R1T Tri Max (22in)				20,36

**ROLLS-ROYCE**

Cullinan				30
Cullinan Black Badge				30
Spectre (22 inch wheels)	94/10			14,33
Spectre (23 inch Wheels)	94/10			14,33
Spectre Black Badge (22 inch wheels)	94/10			14,33
Spectre Black Badge (23 inch wheels)	94/10			14,33

**SUBARU**

Ascent				31
Ascent Limited/Touring/Onyx AWD				31
BRZ	77/6			9,12
Crosstrek AWD				25
Crosstrek Wilderness AWD				25
Forester AWD				25
Forester Sport/Touring AWD				25
Impreza	100/20			18
Legacy AWD	105/15			16
Outback AWD				25
Outback Wilderness AWD				25
Solterra AWD				25,37
Solterra Limited/Touring AWD				25,37

**TESLA**

Model 3 Long Range AWD	97/15			16,34
Model 3 Long Range RWD	97/15			9,16,34
Model S Plaid (19in wheels)		94/26		18,35
Model S Plaid (21in wheels)		94/26		18,35
Model X Plaid (20in wheels)				31,40
Model X Plaid (22in wheels)				31,40
Model Y Long Range AWD				25,37

**Interior Volume (cu.ft.)  
Passenger / Cargo**

	2dr	4dr	Hatch	Pg
Model Y Long Range RWD				9,22,36
Model Y Performance AWD				25,37

**TOYOTA**

Camry HEV AWD LE	100/15			16
Camry HEV AWD SE/XLE	100/15			16
Camry HEV AWD XSE	100/15			16
Camry HEV FF LE	100/15			16
Camry HEV FF SE/XLE/XSE	100/15			16
Corolla	89/13			14
Corolla FX	89/13			14
Corolla Hatchback			85/18	14
Corolla Hatchback XSE			85/18	14
Corolla Hybrid	89/13			9,14
Corolla Hybrid AWD	89/12			14
Crown AWD	98/13			16
Crown Signia AWD	99/26			9,18
GR Corolla			67/27	13
GR Supra				11
Sequoia 2WD				27
Sequoia 4WD				31
Tundra 2WD				19
Tundra 4WD				20
Tundra 4WD PRO				20

**VOLKSWAGEN**

Atlas				22
Atlas 4motion Peak Edition				25
Atlas Cross Sport				22
Atlas Cross Sport 4motion				25
Atlas SE 4motion				26
Atlas SEL 4motion				26
GLI	94/16			14
ID. Buzz				9,21,36
ID. Buzz 4motion				21,36
ID.4 AWD Pro	100/30			26,37
ID.4 AWD Pro S	100/30			26,37
Jetta	94/16			14
Jetta Sport/SE/SEL	94/16			14

**VOLVO**

EC40				22,37
EC40 Twin				26,38
EX30 Single Motor extended range (18 Inch Wheels)				22,37
EX30 Single Motor extended range (19/20 Inch Wheels)				22,37
EX30 Twin Performance (19 Inch Wheels)				26,38
EX30 Twin Performance (20 Inch Wheels)				26,38
EX40				22,37
EX40 Twin				26,38
EX90 Twin Motor (20 and 22 Inch Wheels)				31,40
EX90 Twin Motor (21 Inch Wheels)				31,40
EX90 Twin Motor Performance (20 and 22 Inch Wheels)				31,40
EX90 Twin Motor Performance (21 Inch Wheels)				31,40
S60 B5	93/12			14
S60 B5 AWD	93/12			14
S60 T8 AWD	93/12			15,42
S90 B6 AWD	102/14			16
V60 T8 AWD	94/29			9,18,42
V60CC B5 AWD	94/29			18
V90CC B6 AWD	98/34			9,18



**Interior Volume (cu.ft.)  
Passenger / Cargo**

	<b>2dr</b>	<b>4dr</b>	<b>Hatch</b>	<b>Pg</b>
XC40 B5 AWD				26
XC60 B5 AWD				26
XC60 T8 AWD				26,43
XC90 B5 AWD				9,31
XC90 B6 AWD				31
XC90 T8 AWD				31,44



Fuel economy for city, highway, and combined city/highway driving (55% city and 45% highway) in miles per gallon

Combined city/highway fuel economy range for vehicles in same EPA vehicle class and fuel economy for most efficient vehicle overall for model year

Technology and fuel type, such as gasoline, diesel, flexible fuel (gasoline-ethanol [E85]), plug-in hybrid (electricity-gasoline), and electric vehicle

Fuel consumption in gallons per 100 miles in combined city/highway driving

Annual fuel cost based on 15,000 miles per year and an average fuel price

Annual mileage, fuel cost, and other assumptions used to calculate estimates on the sticker

Compares fuel economy and tailpipe greenhouse gas emissions to those of other vehicles of the same model year on a scale of 1 (worst) to 10 (best). Upstream emissions estimates are available at [fuel economy.gov](http://fuel economy.gov).

QR Code. Scan the code with your smart phone to link to official information on [fuel economy.gov](http://fuel economy.gov) (requires scanner app).

**EPA DOT Fuel Economy and Environment** Gasoline Vehicle

---

**Fuel Economy**

**35** MPG  
combined city/hwy

32 city    40 highway

2.9 gallons per 100 miles

**You save \$2,000**  
in fuel costs over 5 years compared to the average new vehicle.

---

**Annual fuel cost \$1,500**

**Fuel Economy & Greenhouse Gas Rating** (tailpipe only)

**7** (Scale 1 to 10, Best)

This vehicle emits 253 grams CO<sub>2</sub> per mile. The best emits 0 grams per mile (tailpipe only). Producing and distributing fuel also create emissions. Learn more at [fuel economy.gov](http://fuel economy.gov).

**Smog Rating** (tailpipe only)

**5** (Scale 1 to 10, Best)

---

Actual results will vary for many reasons, including driving conditions and how you drive and maintain your vehicle. The average new vehicle gets 28 MPG and costs \$9,500 to fuel over 5 years. Cost estimates are based on 15,000 miles per year at \$3.50 per gallon. MPG is miles per gasoline gallon equivalent. Vehicle emissions are a significant cause of climate change and smog.

**fuel economy.gov**  
Calculate personalized estimates and compare vehicles

Smartphone QR Code

SAMPLE

Fuel cost savings or extra expenditure compared to an "average" new vehicle of the same model year (28 mpg for model year 2025)

Compares tailpipe emissions of smog-producing pollutants to those of other vehicles of the same model year on a scale of 1 (worst) to 10 (best)

